



Larks Hill Year 2: Home Learning Schedule

W/C 6 th July	Monday	Tuesday	Wednesday	Thursday	Friday
<p style="text-align: center;">Maths</p> <p><i>Suggested timing: 45 mins per lesson</i></p> <p>This week, we will be focusing on: Fractions</p> <p>This week will be based on fractions! We will build on last week's learning and will now begin to look at finding fractions of amounts and apply this knowledge in order to solve word problems. Click here.</p>	<p>Lesson 1: To identify unit fractions of a number. In this lesson, you will find unit fractions of a number. This will be done through solving 'true' and 'false' questions.</p> <p style="text-align: center;"><i>Click here to access the lesson.</i></p>	<p>Lesson 2: To identify fractions of quantity and shape. Today, you will find unit fractions of different shapes and will apply this learning to finding a fraction of a given number.</p> <p style="text-align: center;"><i>Click here to access the lesson.</i></p>	<p>Lesson 3: To identify fractions of quantity and shape. In this lesson, you will build on yesterday's learning in order to solve word problems, which link to fractions of quantity.</p> <p style="text-align: center;"><i>Click here to access the lesson.</i></p>	<p>Lesson 4: To identify equivalent fractions. In this lesson, we will find out what equivalent fractions are. We will then apply our new knowledge in order to answer word problems.</p> <p style="text-align: center;"><i>Click here to access the lesson.</i></p>	<p>Lesson 5: To consolidate and review. This is the final lesson for this unit. In this lesson, we will consolidate and review everything that we have learned about fractions through a selection of mini tasks.</p> <p style="text-align: center;"><i>Click here to access the lesson.</i></p>

Remember to log in to TTRockstars each week to practise your times tables!

Remember to share your learning on Class Dojo!

Take a photo of your work and upload it to the Portfolio section for your teacher to see.

<p style="text-align: center;">English</p> <p><i>Suggested timing: 45 mins per lesson</i></p> <p>This week, our text type is an: Action Scene</p> <p>This week, we will have two lessons based on reading and three based on action scenes. At the end of the week, you will write your own action scene. Make sure you watch the pre-teach video at the start of the week! Click here.</p>	<p>Lesson 1: To retrieve information. In this lesson, you will learn how to pick out key information from the text to answer specific questions.</p> <p style="text-align: center;"><i>Click here to watch the video explaining your retrieval lesson.</i></p>	<p>Lesson 2: To find the meaning of words. In today's lesson, you will be finding the meaning of words from Chapter One of 'The Odyssey'.</p> <p style="text-align: center;"><i>Click here to watch the video of your 'word meaning' lesson.</i></p>	<p>Lesson 3: To identify and use verbs and adverbs. In this lesson, you will be learning how to identify and use powerful verbs and adverbs.</p> <p style="text-align: center;"><i>Click here to watch a video lesson, which explains what a verb and an adverb is.</i></p>	<p>Lesson 4: To identify key features of an action scene. Learn how to identify the key features of an action scene. You will read a WAGOLL and pick out the key features.</p> <p style="text-align: center;"><i>Click here to watch a video lesson explaining the key features of an action scene.</i></p>	<p>Lesson 5: To write an action scene. Use this week's learning to help you to write your very own action scene.</p> <p style="text-align: center;"><i>Click here to watch a lesson, which models how to write an action scene.</i></p>
---	---	---	--	--	--

This week's spellings are: mind – behind – child – children – wild – climb – most – only – both – old

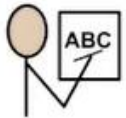
Having any problems with the tasks?

Feel free to pop any questions or issues onto our class Padlet [here](#)!

Don't forget to join us every afternoon, Monday to Friday, at 2pm. Click [here](#) to take part in a live discussion on Microsoft Teams about the day's learning alongside your classmates and teacher.



English – Lesson 1



This week's spellings

1. mind
2. behind
3. child
4. children
5. wild
6. climb
7. most
8. only
9. both
10. old

Use these key skills to support you when answering retrieval style questions in today's lesson.



Retrieval: The Reporter



1. **Read** the question



2. **Find** the information in the text



3. **Record** the information

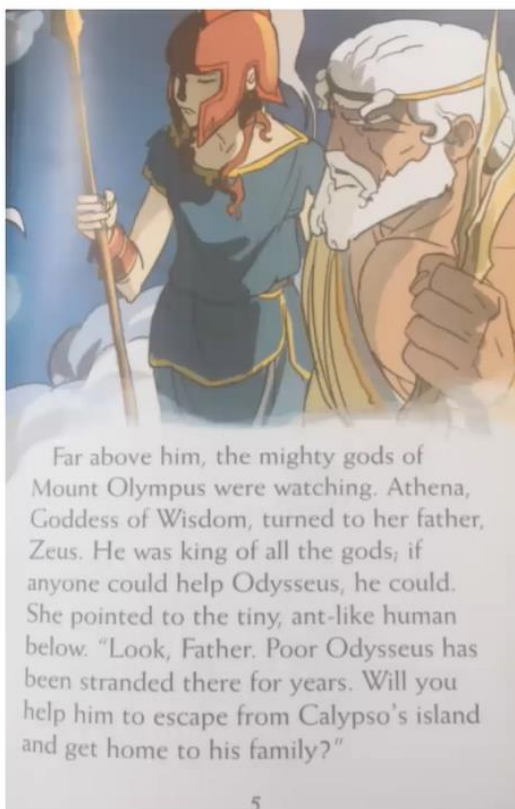
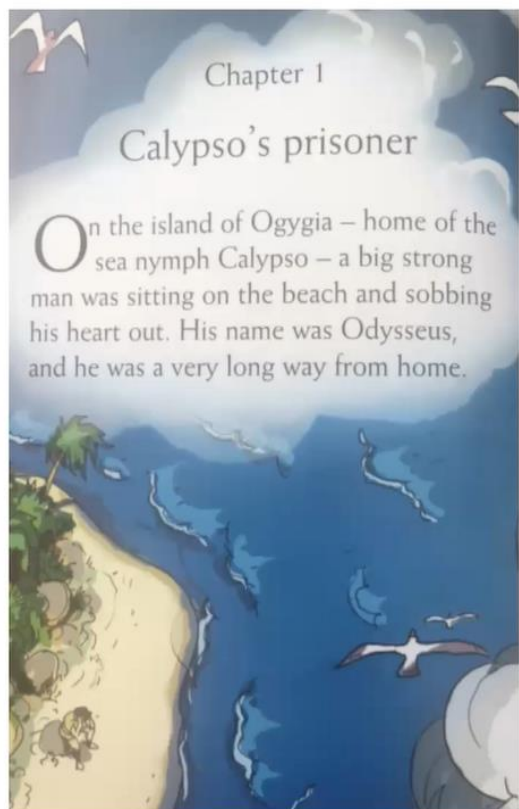


4. **Check** your answer



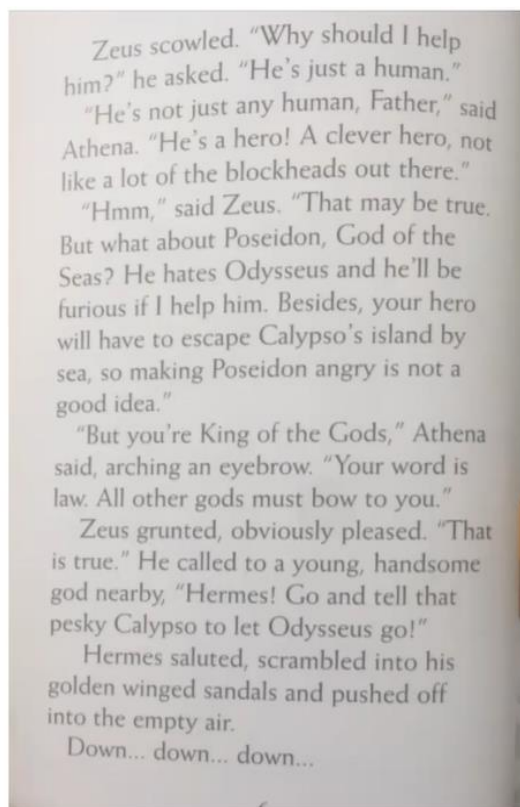


English – Lesson 1 - Reading Extract – The Odyssey – Retold by Louie Stowell



Pages 4 - 5

The Odyssey Retold by Louie Stowell, Usborne Young Reading. Illustrated by Matteo Pincelli.



Pages 6 - 7

The Odyssey Retold by Louie Stowell, Usborne Young Reading. Illustrated by Matteo Pincelli.



Continued on the next page...



English – Lesson 1 continued - Reading Extract – The Odyssey – Retold by Louie Stowell

When Hermes landed on Ogygia, he found himself in a beautiful forest, surrounded by lush vegetation and the delicious smell of herbs. Somewhere close by, a scented fire was burning. And then, he saw her... Calypso.



Page 8

The Odyssey retold by Louie Stowell, Usborne Young Reading. Illustrated by Matteo Pincelli.





English – Lesson 1 – Challenge

1) Whose home was the island of Ogygia? (Page 4)

Tick **one**.

Option 1

The Sea Nymph Calypso.

Option 2

Odysseus.

Option 3

Zeus.

Option 4

Athena.

2) Why did Athena tell her father Zeus to help Odysseus? (Page 6)

Write

Correction

3) Read **Page 8**. Write down two things about Ogygia that make it sound like a lovely island.

Write

1. _____
2. _____

Correction

1. _____
2. _____



English – Lesson 1 – Answers

1) Whose home was the island of Ogygia? (Page 4)

Tick **one**.

Option 1

The Sea Nymph Calypso.

Option 3

Zeus.



Option 2

Odysseus.

Option 4

Athena.

2) Why did Athena tell her father Zeus to help Odysseus? (Page 6)

Write

Athena told her father to help Odysseus because he is a clever hero.

3) Read **Page 8**. Write down two things about Ogygia that make it sound like a lovely island.

You could have written two possibilities from the list below:

Beautiful forest

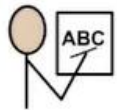
Lush vegetation

Delicious smell of herbs

A scented fire



English – Lesson 2



This week's spellings

1. mind
2. behind
3. child
4. children
5. wild
6. climb
7. most
8. only
9. both
10. old

Use these key skills to support you when answering vocabulary questions in today's lesson.



Finding the meaning of words: The Translator



1. **Find** the word in the text.



2. **Read** the whole sentence around the word.



3. Have a **good guess** at the meaning of the word.



4. **Record** what you think the word means.



English – Lesson 2 - Reading Extract – The Odyssey – Retold by Louie Stowell

Even though Hermes was a god, who spent his days with beautiful goddesses, he was still stunned by her loveliness.

Calypso welcomed him warmly. At least, she did until he told her why he was there...



"You want me to give up Odysseus?" Her eyes flashed with fury. "But I love him! He has lived with me for seven years." "Against his will..." Hermes pointed out. Calypso gave him a fiery look. "Zeus commands you to let him go," Hermes added. At that, Calypso sighed. "Then I must."

9

Calypso padded down to the beach where Odysseus sat, staring out to sea. He looked up as he heard her footsteps.

"Zeus is forcing me to let you go," Calypso said. She fluttered her eyelashes. "If you want to leave, that is..."

"I want to go," said Odysseus, quickly. "You're very beautiful, Calypso. But I want to see my wife and child and my home again. That's where I belong."

With a lovesick sigh, Calypso gave up. She helped Odysseus to build a sturdy raft, and he sailed away without a glance in her direction.

Far above Odysseus's little raft, the sea god Poseidon looked down and saw that Odysseus was free.



Pages 9 - 10

The Odyssey Retold by Louie Stowell, Usborne Young Reading. Illustrated by Matteo Pincelli.



"So, Zeus let you go when I wasn't looking? You're not getting away that easily, little man," he muttered. He stuck his trident into the sea and stirred it up into a ferocious storm.



The winds and the rain lashed the little raft until it was smashed to pieces, and Odysseus was thrown into the sea. He felt himself sinking down and down into the freezing ocean. The deeper he sank, the colder it got. Soon, he knew no more.



Pages 11 - 12

The Odyssey Retold by Louie Stowell, Usborne Young Reading. Illustrated by Matteo Pincelli.



Continued on next page...



English – Lesson 2 continued - Reading Extract – The Odyssey – Retold by Louie Stowell

When he came to, he found himself on a beach beside a clump of olive trees. For a horrible moment, he thought he was back where he'd started, on Ogygia.

Then he saw a pair of girls washing clothes in the river close by. "This can't be Ogygia," he thought. "I was alone with Calypso there." He got up and called out, "Hello?"



The girls gave a squeal of shock. Odysseus bowed low. "I'm sorry if I scared you. But do you know where I might find food and shelter?"

The girls, still trembling slightly, pointed out a palace, up a hill.

As it turned out, the king and queen who lived in that palace were the perfect hosts. Without even asking who he was, they ushered him inside, gave him fresh clothes and plenty to eat and drink.



"In return for this fine hospitality," said Odysseus, "I'll tell you all a tale."

A murmur of excitement went through the court. Odysseus cleared his throat and began: "My name is Odysseus and, unfortunately for me, everything I'm about to tell you is true..."





English – Lesson 2 – Challenge

1) 'Calypso gave him a fiery look' (Page 9)

The word **'fiery'** means Calypso was...
Tick **one**.

Option 1

sad.

Option 2

happy.

Option 3

angry.

Option 4

confused.

3) 'He stuck his trident into the sea and stirred it up into a ferocious storm' (Page 11)

Find and copy **one word** from the sentence above that tells you Odysseus was in danger.

Write

Correction

2) 'She helped Odysseus to build a sturdy raft' (Page 10)

The word **'sturdy'** means...
Tick **one**.

Option 1

strong.

Option 2

large.

Option 3

wooden.

Option 4

small.

4) 'The girls, still trembling slightly, pointed out a palace, up a hill.' (Page 13)

What do you think the words 'trembling slightly' tell you about the way the girls were feeling?
Tick **one**.

Option 1

They felt cold.

Option 2

They felt shocked.

Option 3

They felt annoyed.



English – Lesson 2 – Answers

1) 'Calypso gave him a fiery look' (Page 9)

The word **'fiery'** means Calypso was...

Tick **one**.

Option 1

sad.

Option 2

happy.

Option 3

angry.

Option 4

confused.

3) 'He stuck his trident into the sea and stirred it up into a ferocious storm' (Page 11)

Find and copy **one word** from the sentence above that tells you Odysseus was in danger.

Ferocious

2) 'She helped Odysseus to build a sturdy raft' (Page 10)

The word **'sturdy'** means...

Tick **one**.

Option 1

strong.

Option 2

large.

Option 3

wooden.

Option 4

small.

4) 'The girls, still trembling slightly, pointed out a palace, up a hill.' (Page 13)

What do you think the words 'trembling slightly' tell you about the way the girls were feeling?

Tick **one**.

Option 1

They felt cold.

Option 2

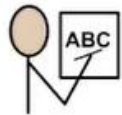
They felt shocked.

Option 3

They felt annoyed.



English – Lesson 3



This week's spellings

1. mind
2. behind
3. child
4. children
5. wild
6. climb
7. most
8. only
9. both
10. old

Use this information to support you in today's lesson.

A **verb** is an **action word** (a **doing word**).

An **adverb** is a word that describes a **verb**.

It tells us **where/when/how** something happens.

He sat down **quietly**.



Next, she poured the water into the bowl.



Adverbs of **time**



Adverbs of **manner**



Adverbs of **place**





English – Lesson 3 - Challenge



Read these sentences and add in a powerful **verb**.

The snake _____ through the grass.

‘Are you ready yet?’ she _____ .

Read these sentences and add in an appropriate **adverb**.

_____, the snake moved through the grass.

The snake moved through the grass _____.

Read these sentences. Can you spot the **verb** and up level it in each sentence? Once you have done this, can you re write the sentence adding an **adverb** of time, manner or place? Some examples have been given to help you.

The bird flew through the sky.

soared
ascended
glided

frantically
elegantly
this morning

The girl said ‘I’m tired!’

screamed
whispered
yawned

at the top of her voice
wearily
noisily



English – Lesson 3 - Answers

These are to be used as example answers, as there can different verbs and adverbs used.

The snake _____ through the grass. 'Are you ready yet?' she _____ .

slithered

shouted

crept

exclaimed

slid

enquired

19

_____, the snake moved through the grass.

The snake moved through the grass _____.

silently

slowly

stealthy

quietly

Frantically, the bird soared through the sky.

The bird glided elegantly through the sky.

The bird ascended frantically through the sky.

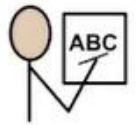
The girl screamed at the top of her voice, "I'm tired!"

The girl whispered wearily, "I'm tired!"

The girl yawned noisily, "I'm tired!"



English – Lesson 4




This week's spellings

1. mind
2. behind
3. child
4. children
5. wild
6. climb
7. most
8. only
9. both
10. old



The features of an action scene



1. Powerful
verbs



2. Adverbs
of time



2. Adverbs
of manner



2. Adverbs
of place



English – Lesson 4

Can you help me identify the features in the action scene?

Let's read the action scene



In the middle of the sea, a storm raged. The passengers on the boat hurried quickly into the safety of their rooms. The captain shouted loudly to his crew. Waves crashed onto the side of the boat and the wind rushed past noisily. Next, rain started to pound down heavily on the boat.

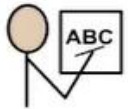


Powerful verbs	Adverbs of time	Adverbs of manner	Adverbs of place



English – Lesson 4 – Answers

Powerful verbs	Adverbs of time	Adverbs of manner	Adverbs of place
raged hurried shouted crashed rushed pound down	Next	quickly loudly noisily heavily	In the middle of the sea



This week's spellings

1. mind
2. behind
3. child
4. children
5. wild
6. climb
7. most
8. only
9. both
10. old

**Test yourself on this week's spellings.
Good luck!**



Use the sequence of events above to help you to write an action scene on the following page.

The features of an action scene



Use the 'features of an action scene' above to help you to make your writing interesting and then use this again to check and edit once you have finished.



Maths – Lesson 1

Answer each question with 'true' or 'false'. Prove your answer by using part-whole models or by using diagrams.

Question	Working out space	Question	Working out space
1. $\frac{1}{4}$ of 12 is the same as $\frac{1}{4}$ of 16.	<p style="text-align: center;">True / False (circle one)</p>	4. $\frac{1}{4}$ of 8 is the same as $\frac{1}{2}$ of 4.	<p style="text-align: center;">True / False (circle one)</p>
2. $\frac{1}{4}$ of 8 is greater than $\frac{1}{2}$ of 8.	<p style="text-align: center;">True / False (circle one)</p>	5. $\frac{1}{3}$ of 9 is less than $\frac{1}{4}$ of 16.	<p style="text-align: center;">True / False (circle one)</p>
3. $\frac{1}{2}$ of 6 is less than $\frac{1}{4}$ of 16.	<p style="text-align: center;">True / False (circle one)</p>	6. $\frac{1}{2}$ of 10 is greater than $\frac{1}{3}$ of 12.	<p style="text-align: center;">True / False (circle one)</p>



Maths – Lesson 1 - Answers

Answer each question with 'true' or 'false'. Prove your answer by using part-whole models or by using diagrams.


Question	Working out space	Question	Working out space
1. $\frac{1}{4}$ of 12 is the same as $\frac{1}{4}$ of 16.	<p>True / False (circle one)</p>	4. $\frac{1}{4}$ of 8 is the same as $\frac{1}{2}$ of 4.	<p>True / False (circle one)</p>
2. $\frac{1}{4}$ of 8 is greater than $\frac{1}{2}$ of 8.	<p>True / False (circle one)</p>	5. $\frac{1}{3}$ of 9 is less than $\frac{1}{4}$ of 16.	<p>True / False (circle one)</p>
3. $\frac{1}{2}$ of 6 is less than $\frac{1}{4}$ of 16.	<p>True / False (circle one)</p>	6. $\frac{1}{2}$ of 10 is greater than $\frac{1}{3}$ of 12.	<p>True / False (circle one)</p>



Maths – Lesson 2

Find a quarter of these shapes:

1.



2.



3.




Find a third of these shapes:

4.



5.



6.





Challenge!

Use three colours to colour this flag. Each colour must fill $\frac{1}{3}$ of the flag.

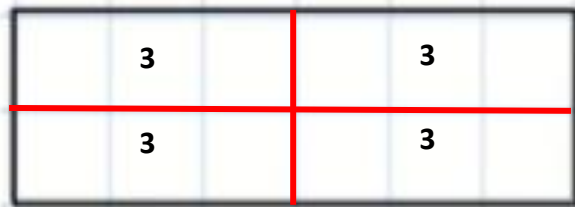





Maths – Lesson 2 Answers

Find a quarter of these shapes:


1.



2.

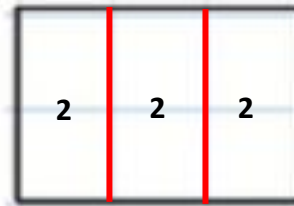


3.

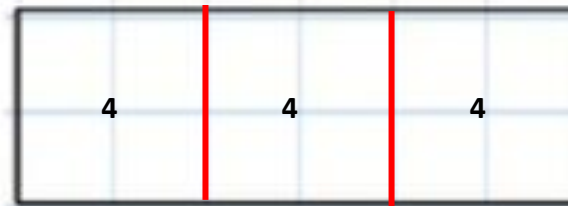


Find a third of these shapes:

4.



5.



6.



1. $\frac{1}{4}$ of 12 = 3

2. $\frac{1}{4}$ of 4 = 1

3. $\frac{1}{4}$ of 8 = 2

4. $\frac{1}{3}$ of 6 = 2

5. $\frac{1}{3}$ of 12 = 4

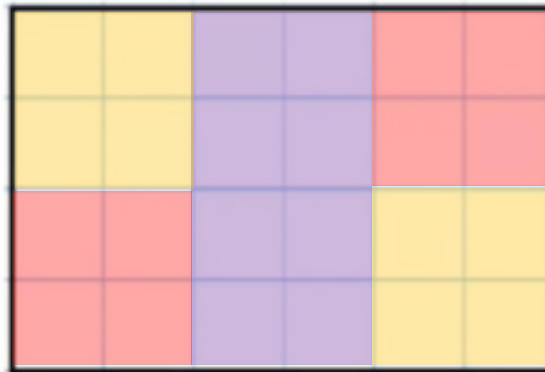
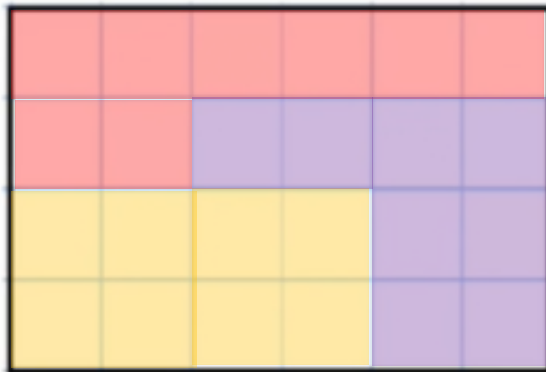
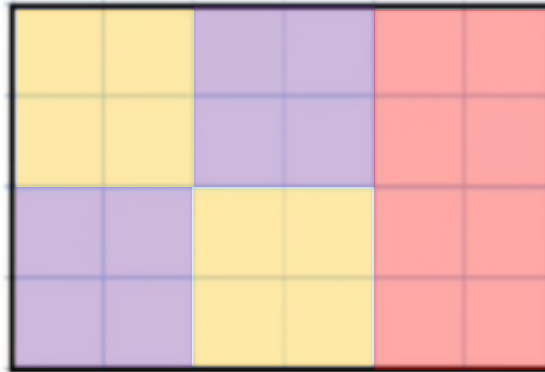
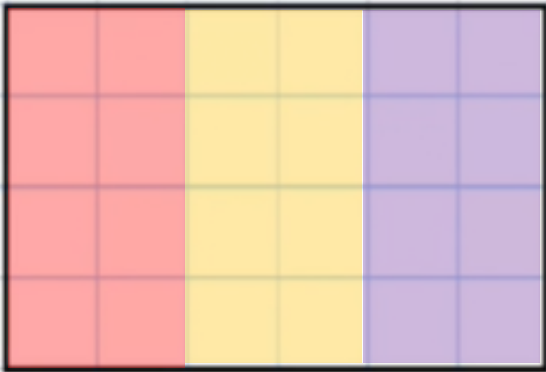
6. $\frac{1}{3}$ of 3 = 1



Maths – Lesson 2 - Challenge Answers

$$\frac{1}{3} \text{ of } 24 = 8$$

Children may colour the flag in different ways. Children will need to use three colours and each colour must be used to colour 8 boxes each. Please find some example answers below:





Maths – Lesson 3

1. Daddy Bear's enormous scarf is 8 metres long. Mummy Bear's scarf is $\frac{3}{4}$ the length of Daddy Bear's. Baby Bear's scarf is $\frac{2}{4}$ the length of Daddy Bear's. How long is Mummy Bear's Scarf and Baby Bear's scarf?



2. Daddy Bear's ear is 15cm wide. Mummy Bear's ear is $\frac{2}{3}$ the width of Daddy Bear's. Baby Bear's ear is $\frac{1}{3}$ the width of Daddy Bear's. How many cm wide are Mummy Bear's and Baby Bear's ears?



3. Daddy Bear's tail is 14cm long. Mummy Bear's tail is $\frac{1}{2}$ the length of Daddy Bear's. How long is Mummy Bear's tail?



Use diagrams to help you to solve the problems.



Maths – Lesson 3 - Answers

1. Mummy Bear's scarf is: 6 m long
Baby Bear's scarf is: 4 m long
2. Mummy Bear's ear is: 10cm wide
Baby Bear's ear is: 5cm wide
3. Mummy Bear's tail is: 7cm long



Maths – Lesson 4

1. Connor swam 6 metres across the pool, which was exactly halfway.

What is the total length of the pool? _____ metres.

What is $\frac{2}{4}$ of the length of the pool? _____ metres.



2. There were 12 bananas in the fruit shop on Monday. One quarter of them were sold on Tuesday and one quarter of them were sold on Wednesday.

How many bananas were sold on Tuesday? _____ bananas.

How many bananas were sold altogether? _____ bananas.

What fraction of bananas were sold altogether over the two days? _____

Can you write this fraction in another way? _____



3. A book had 8 pages. $\frac{2}{4}$ of the pages were pictures.

How many pages had pictures altogether? _____

Can you write this as a fraction? _____

Write this as a fraction in another way _____





Maths – Lesson 4 - Answers

1. What is the total length of the pool? 12 metres.
What is $\frac{2}{4}$ of the length of the pool? 6 metres.

2. How many bananas were sold on Tuesday? 3 bananas.
How many bananas were sold altogether? 6 bananas.

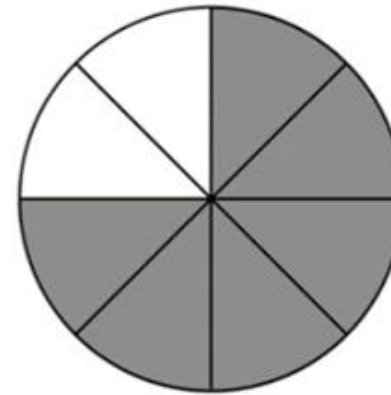
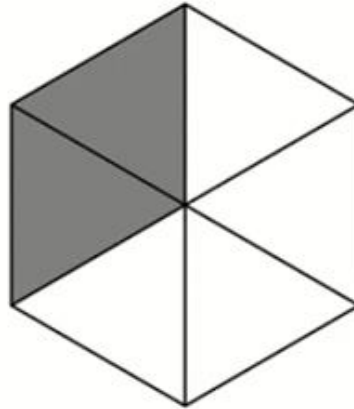
What fraction of bananas were sold altogether over the two days? $\frac{6}{12}$
Can you write this fraction in another way? $\frac{1}{2}$

3. How many pages had pictures altogether? 4 pages.
Can you write this as a fraction? $\frac{4}{8}$
Write this as a fraction in another way: $\frac{1}{2}$



Maths – Lesson 5

Task One: Identify the fraction shaded in each shape



Task Two: Find $\frac{1}{2}$ of each amount

$$\frac{1}{2} \text{ of } 10 = \underline{\quad}$$

$$\frac{1}{2} \text{ of } 4 = \underline{\quad}$$

$$\frac{1}{2} \text{ of } 14 = \underline{\quad}$$

$$\frac{1}{2} \text{ of } 22 = \underline{\quad}$$



Task Three: Find $\frac{1}{4}$ of each amount

$$\frac{1}{4} \text{ of } 8 = \underline{\quad}$$

$$\frac{1}{4} \text{ of } 4 = \underline{\quad}$$

$$\frac{1}{4} \text{ of } 12 = \underline{\quad}$$

$$\frac{1}{4} \text{ of } 20 = \underline{\quad}$$

Task Four: Find $\frac{1}{3}$ of each amount

$$\frac{1}{3} \text{ of } 9 = \underline{\quad}$$

$$\frac{1}{3} \text{ of } 6 = \underline{\quad}$$

$$\frac{1}{3} \text{ of } 12 = \underline{\quad}$$

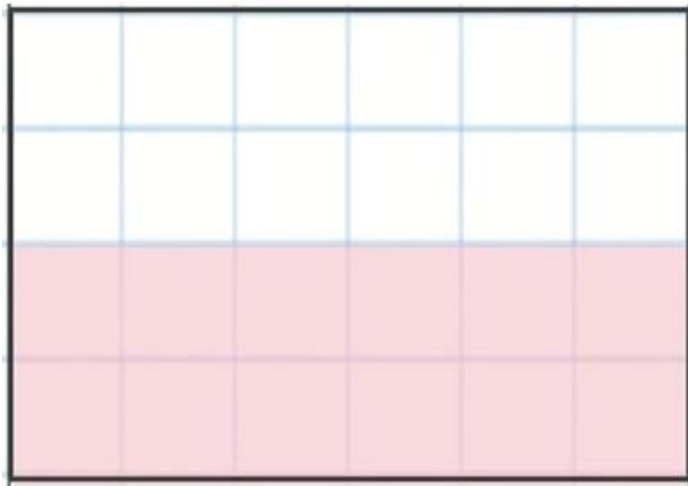
$$\frac{1}{3} \text{ of } 15 = \underline{\quad}$$



Task Five: Draw an arrow to show where half of this line should be.



Task Six: Is one half of this shape shaded? How do you know?





Task Seven: Identify fractions of each amount.

1. What is $\frac{1}{4}$ of the footballs?



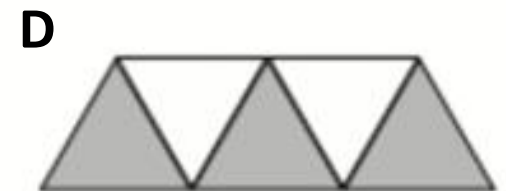
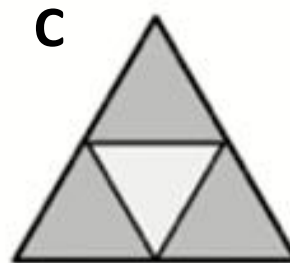
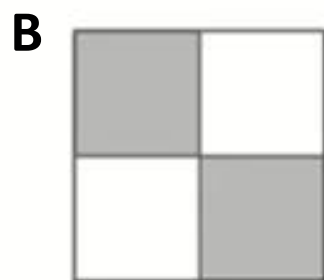
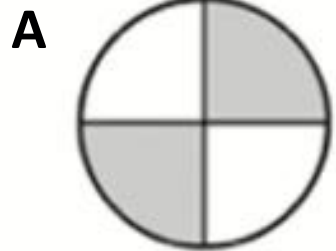
2. What is $\frac{2}{5}$ of the number of apples?





Task Eight: Which shapes are equivalent to $\frac{1}{2}$?

<u>Equivalent to $\frac{1}{2}$</u>	<u>Not equivalent to $\frac{1}{2}$</u>



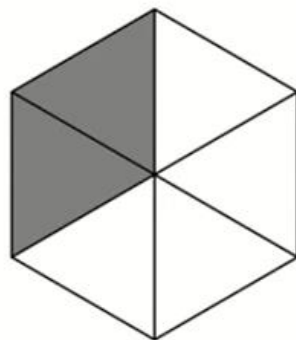


Maths – Lesson 5 - Answers

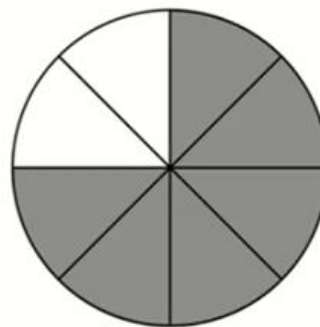
Task One: Identify the fraction shaded in each shape



$$\frac{5}{10}$$



$$\frac{2}{6}$$



$$\frac{6}{8}$$

Task Two: Find $\frac{1}{2}$ of each amount

$$\frac{1}{2} \text{ of } 10 = \underline{5}$$

$$\frac{1}{2} \text{ of } 4 = \underline{2}$$

$$\frac{1}{2} \text{ of } 14 = \underline{7}$$

$$\frac{1}{2} \text{ of } 22 = \underline{11}$$



Task Three: Find $\frac{1}{4}$ of each amount

$$\frac{1}{4} \text{ of } 8 = \underline{\mathbf{2}}$$

$$\frac{1}{4} \text{ of } 4 = \underline{\mathbf{1}}$$

$$\frac{1}{4} \text{ of } 12 = \underline{\mathbf{3}}$$

$$\frac{1}{4} \text{ of } 20 = \underline{\mathbf{5}}$$

Task Four: Find $\frac{1}{3}$ of each amount

$$\frac{1}{3} \text{ of } 9 = \underline{\mathbf{3}}$$

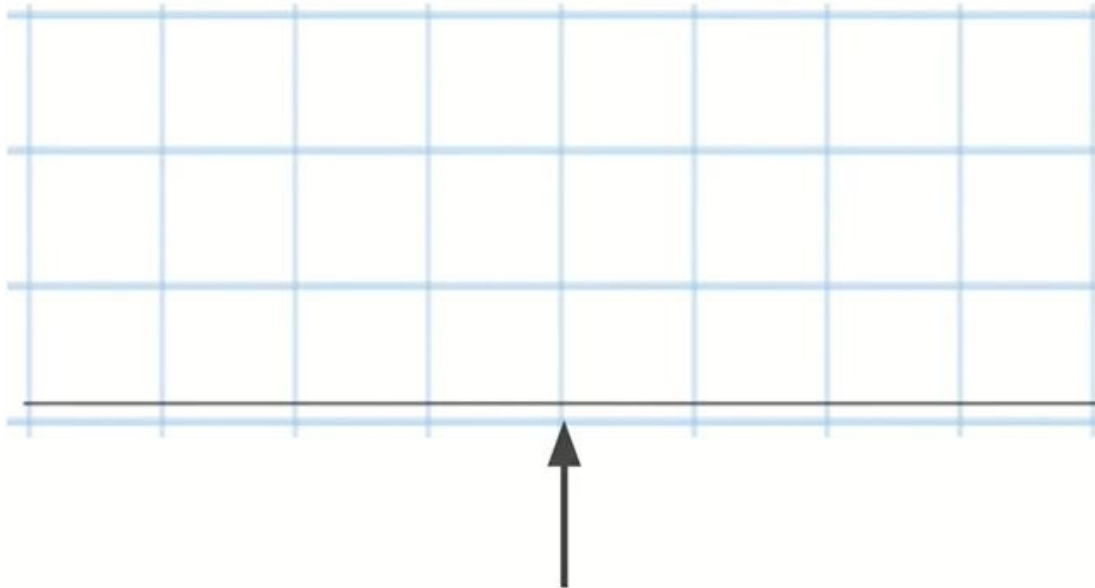
$$\frac{1}{3} \text{ of } 6 = \underline{\mathbf{2}}$$

$$\frac{1}{3} \text{ of } 12 = \underline{\mathbf{4}}$$

$$\frac{1}{3} \text{ of } 15 = \underline{\mathbf{5}}$$



Task Five: Draw an arrow to show where the line should be



Task Six: Is one half of this shape shaded? How do you know?



Example Answer:

Yes, one half **is** shaded. There are 24 blocks. One half of 24 is 12 and there are 12 blocks shaded.




Task Seven: Identify fractions of each amount

1. What is $\frac{1}{4}$ of the footballs?



1 football




2. What is $\frac{2}{5}$ of the number of apples?



2 apples



Task Eight: Which shapes are equivalent to $\frac{1}{2}$?

<u>Equivalent to $\frac{1}{2}$</u>	<u>Not equivalent to $\frac{1}{2}$</u>
<p data-bbox="174 359 224 406">A</p>  <p data-bbox="548 351 593 399">B</p> 	<p data-bbox="1108 351 1153 399">C</p>  <p data-bbox="1545 359 1590 406">D</p> 