



Larks Hill Year 1: Home Learning Schedule

W/C 6th July	Monday	Tuesday	Wednesday	Thursday	Friday
Maths <i>Suggested timing: 45 mins per lesson</i>	Lesson 1: Counting in 2s Learn how to count in 2s by clicking on the link here . <i>This lesson includes a video produced by White Rose Maths Hub and a worksheet is attached to this pack.</i>	Lesson 2: Counting in 5s Learn how to count in 5s by clicking on the link here . <i>This lesson includes a video produced by White Rose Maths Hub and a worksheet is attached to this pack.</i>	Lesson 3: Counting in 10s Learn how to count in 10s by clicking on the link here . <i>This lesson includes a video produced by White Rose Maths Hub and a worksheet is attached to this pack.</i>	Lesson 4: Equal groups (arrays) Learn how to recognise and make equal groups by clicking on the link here . <i>This lesson includes a video produced by BBC Bitesize and a worksheet is attached to this pack.</i>	Lesson 5: Adding equal groups (arrays) Learn how to add equal groups by clicking on the link here . <i>This lesson includes a video produced by White Rose Maths Hub and a worksheet is attached to this pack.</i>
This week we will be focussing upon: Multiplication <i>This week we have provided a 'pre-teach' maths video to further support your child in their learning. This will be incredibly useful to view before commencing the first lesson. Click here.</i>					
Answers are provided at the end of the pack					
Remember to log in to TTRockstars each week to practise your times tables.					
Remember to share your learning on Class Dojo!					
<i>Take a photo of your work and upload it to the Portfolio section for your teacher to see.</i>					
English <i>Suggested timing: 45 mins per lesson</i>	Lesson 1: Terrifying T-Rex Vocabulary In this lesson you will be listening to an information text and learning new vocabulary. Click here .	Lesson 2: Terrifying T-Rex Information text map In this lesson you will draw an information text map for Terrifying T-Rex. Click here .	Lesson 3: Terrifying T-Rex Grammar focus – Past tense In this lesson you will learn the past tense of regular verbs, key rules and practise putting sentences into the past tense. Click here .	Lesson 4: Terrifying T-Rex Writing In this lesson you will learn how to start writing an information text. Click here .	Lesson 5: Terrifying T-Rex Writing In this lesson you will continue and finish your information text, taking time to edit it afterwards. Click here .
Weekly Phonics: oo ew u-e Weekly spellings: tooth food chew grew include huge was the					
Having any problems with the tasks?					
<i>Feel free to pop any questions or issues onto our class Padlet here!</i>					
Don't forget to join us every afternoon, Monday to Friday, at 1pm. Click here to take part in a live discussion on Microsoft Teams about the day's learning alongside your classmates and teacher					

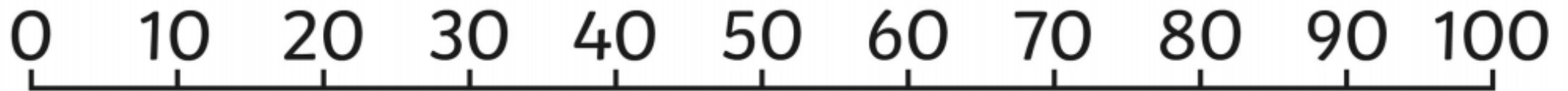


Use these number lines to support you with your learning this week:

Counting in 5s Number Line



Counting in 2s Number Line





Maths – Lesson 1

Count in 2s



1 What are the numbers?

a)

●	●	●	●	●

●	●	●	●	●

●	●	●	●	●

●	●	●	●	●

●	●	●	●	●

--	--	--	--	--

--	--	--	--	--

--	--	--	--	--

--	--	--	--	--

--	--	--	--	--

b)

●	●	●	●	●

●	●	●	●	●

●	●	●	●	●

●	●	●	●	●

●	●	●	●	●

--	--	--	--	--

--	--	--	--	--

--	--	--	--	--

--	--	--	--	--

--	--	--	--	--

2 How many flowers are there?



There are flowers.

3 Circle 14 socks.



4 Fill in the missing numbers.

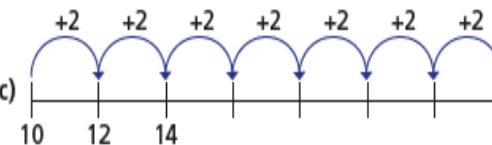
a)

0	2	4					
---	---	---	--	--	--	--	--

b)

18	16		12		8		
----	----	--	----	--	---	--	--

c)



5 How far can you count up in 2s?

Work with a partner.

Can you count up to 50 together?

Now try counting down in 2s from 50



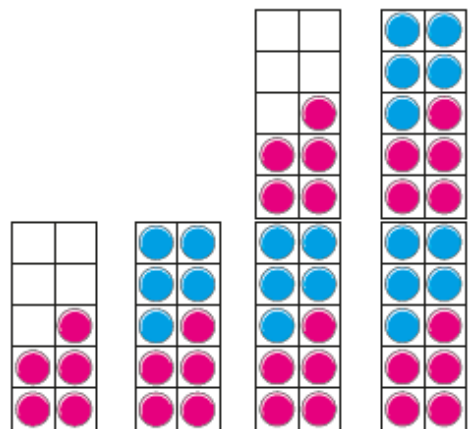


Maths - Lesson 2

Count in 5s



1 What are the numbers?




2 How many spots are there in total?



There are spots in total.

3 Colour 35 petals.



4 Fill in the missing numbers.

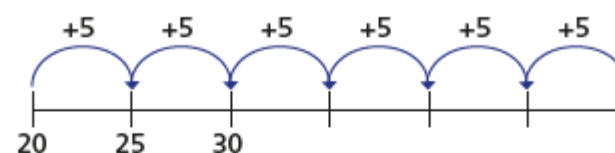
a)



b)



c)



5 Mo counts up to 50 in 5s.

Eva counts up to 50 in 2s.

What numbers do they both say?

Can you spot a pattern?





Maths – Lesson 3

Count in 10s

White
Rose
Maths

1 How many muffins are there altogether?



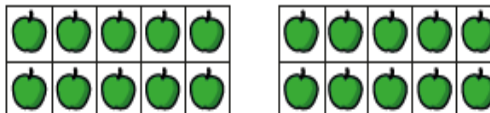
There are muffins on each tray.

There are trays.

There are muffins altogether.



2 How many apples are there altogether?

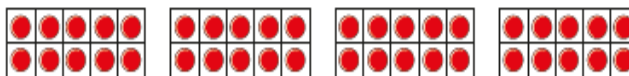


There are apples on each ten frame.

There are ten frames.


There are apples altogether.

3 How many counters are there altogether?



There are counters altogether.

4 Complete the number tracks.



5 Tom has these balloons.



He needs 60 balloons for a party.

Does Tom have enough balloons? _____

How do you know?






Maths – Lesson 4

Make Equal Groups (Grouping)


5a. True or false? There are 4 equal groups of 5 fish.



VF

6a. Fill in the blanks.

There are equal groups of flowers.



VF

7a. How many equal groups of 5 bananas can you make?



VF

8a. Circle the correct statement to match the image.



A.
There are 4
equal
groups of 5

B.
There are 4
equal
groups of 2

C.
There are 4
equal
groups of 6



VF

4b. Moe has 24 counters. He can group them into 12 equal groups of 2.




How could he group them to make 4 equal groups with 4 leftover?

He can make equal groups of with 4 leftover.



PS

5b. Carl has fewer than 15 leaves. Some are hidden by the splat.



How many leaves could he have?



PS

6b. Frankie is grouping some flowers. She wants to make 3 equal groups of 5. Does he have enough flowers?



R



Maths – Lesson 5

Add equal groups

White
Rose
Maths

1 Complete the sentences.



There are apples in each bag.

There are bags.

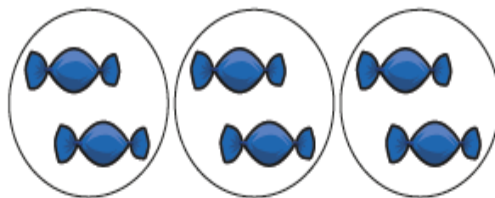
There are equal groups of

There are apples altogether.

$$\square + \square + \square + \square = \square$$



2 How many sweets are there?



$$\square + \square + \square = \square$$

There are sweets.

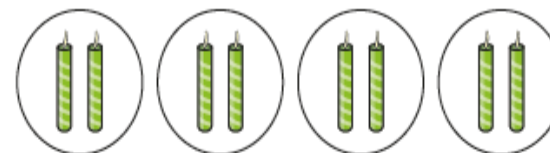
3 How many marbles are there?



$$\square + \square + \square = \square$$

There are marbles.

4 How many candles are there?



$$\square + \square + \square + \square = \square$$

There are candles.

5 Use counters to show the equal groups.

Complete the number sentences.

a) $2 + 2 + 2 + 2 = \square$

b) $5 + 5 + 5 + 5 + 5 = \square$

6 There are 7 equal groups of 5 counters.

How many counters are there altogether?

There are counters altogether.





Weekly Spellings

The spelling focus this week – words with the **oo ew u-e** sound and common exception words.

Spellings	Cover and write	Cover and write
<i>tooth</i>		
<i>food</i>		
<i>chew</i>		
<i>grew</i>		
<i>include</i>		
<i>huge</i>		
<i>was</i>		
<i>the</i>		



English – Lesson 1

Phonics

Match the picture to the correct sound and write the missing letters.

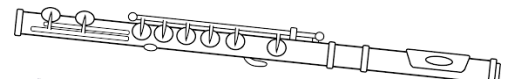
ss



gr _ _



bl _ _




fl _ t _

ew



f _ _ d



h _ g _

u-e



t _ _ th



Terrifying T-Rex

Do you want to learn about dinosaurs?

Dinosaurs lived a long time ago. The Tyrannosaurus Rex or T-Rex for short, was the king of the dinosaurs. Read on to find out more about its appearance, habitat and diet.

Appearance

The T-Rex was the largest dinosaur. It grew to be taller than a double decker bus. Its skull was as big as a child.

Habitat

The T-Rex needed water to survive. It lived in forests near rivers or swamps by the sea. It hunted for prey that lived in the forests.

Diet

The T-Rex was huge. It needed lots of food to survive. It was a carnivore. That means it only ate meat. The T-Rex could eat ten adults or fifteen children a day.

Now you know lots more about the T-Rex, which dinosaur will you learn about next?

Star Words



Tyrannosaurus
Rex or T-Rex



Habitat



Dinosaur



Diet



Forest



Appearance



Skull



Swamp



Prey



Carnivore





Tick the correct answer

What does the word appearance mean?



What does the word diet mean?



What does the word habitat mean?



Draw your answer

What does the word **swamp** mean?


What does the word **prey** mean?



Draw an information text map.

Terrifying T-Rex

1



2

3

4

5



English - Lesson 3

Past Tense

Present Tense


kicked

kick

hunted

hunt

I walk to the park.



I walked to the park.

I hunt for a beetle.



I hunted for a beetle.

Past Tense

Present Tense

saved

save

lived

live

I live in Belfast.



I lived in Belfast.

walked

lived

kicked

saved

wanted

wished



Using the prompt sheet above - change the sentences into the past tense.

1. I *hunt* for bugs.

2. I *live* in London.

3. I *smile* at the dog.

4. I *play* with a ball.

Write your own sentence using the past tense.



English – Lesson 4

Use your information text map to write sentences for the information text.

Writing template

Terrifying T-Rex



Do you want to learn about dinosaurs?

Appearance



English - Lesson 5

Continue writing your information text

Habitat


Diet

Now you know lots more about the T-Rex.



Please take a photo or video of your whole information text and either upload into your ClassDojo portfolio or attach to a message.



Punctuation Power!	
	Spaces between words
A	Capital letters at the beginning of a sentence, for names of people, places, days of the week and 'I' (me)
.	A full stop at the end of a sentence
!	Exclamation marks for surprise
?	Question marks for questions

Joining Ideas
and
fish and chips
bat and ball
Tim and Sam
I love football and I love school.



Writing Mat

Expected Year 1

Super Spellings... I need to know **some** of these:



a	go	me	push	they
are	has	my	said	to
ask	he	no	says	today
be	here	of	school	was
by	his	one	she	we
come	house	once	so	were
do	I	our	some	where
friend	is	pull	the	you
full	love	put	there	your

Days of the week

Monday	Tuesday	Wednesday	
Thursday	Friday	Saturday	Sunday

More than One!

Use -s and -es to make plurals.

<p>three bears</p> 	<p>some dishes</p> 
--	--

Fantastic Phonics

Say the word.
Split it into phonemes.
Write the graphemes.
Use your phonics knowledge to spell words.

Read and write these:

j v w x y z zz qu ch sh th ng ai ee igh
oa oo ar or ur ow oi ear air ure er

ay ou ie ea oy ir ue aw wh ph ew oe
au ey
a-e e-e i-e o-e u-e

Super Suffixes

Use **-ing**, **-ed** and **-er** to make new words.

playing	played	player
helping	helped	helper

Top Tips

Say your whole sentence out loud first.

Read it back to check that it makes sense and make changes.

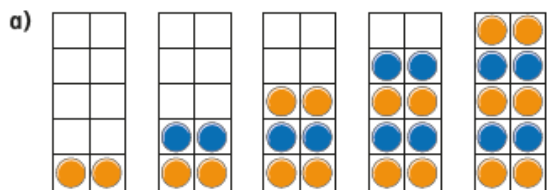


Maths- Lesson 1 answers

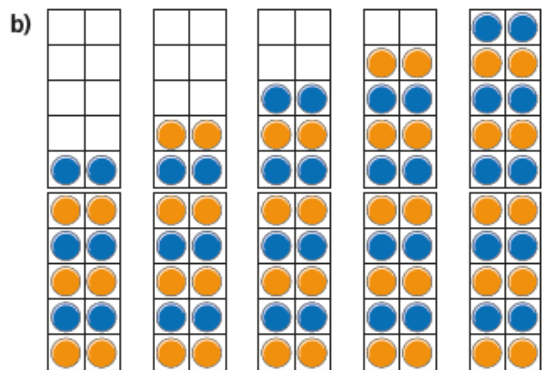
Count in 2s



1 What are the numbers?



2 4 6 8 10



12 14 16 18 20

2 How many flowers are there?




There are flowers.

3 Circle 14 socks.

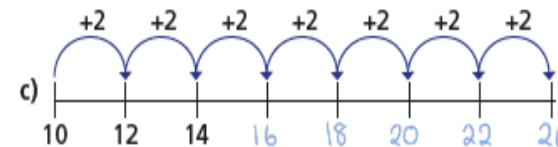



4 Fill in the missing numbers.

a)



b)



5 How far can you count up in 2s?

Work with a partner.

Can you count up to 50 together?

Now try counting down in 2s from 50



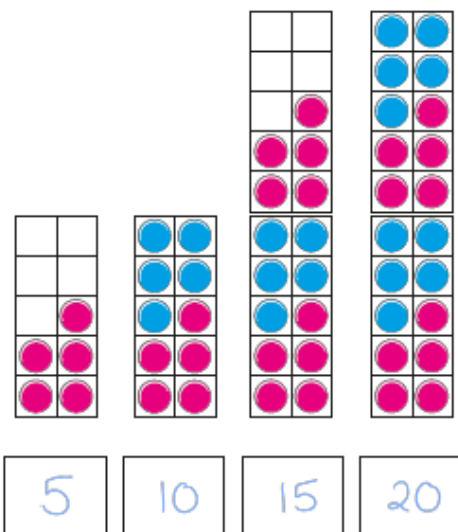


Maths – Lesson 2 answers

Count in 5s



1 What are the numbers?




2 How many spots are there in total?

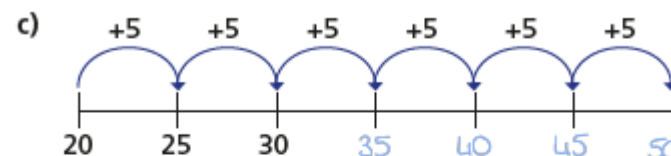


There are spots in total.

3 Colour 35 petals.



4 Fill in the missing numbers.



5 Mo counts up to 50 in 5s.

Eva counts up to 50 in 2s.

What numbers do they both say?

Can you spot a pattern?





Maths – Lesson 3 answers

Count in 10s



1 How many muffins are there altogether?



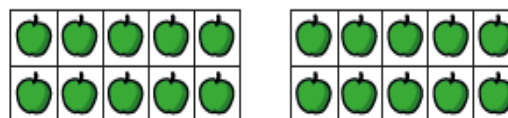
There are muffins on each tray.

There are trays.

There are muffins altogether.



2 How many apples are there altogether?

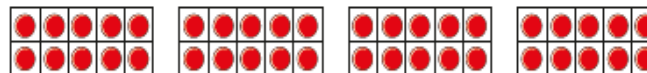


There are apples on each ten frame.

There are ten frames.


There are apples altogether.

3 How many counters are there altogether?



There are counters altogether.

4 Complete the number tracks.



5 Tom has these balloons.



He needs 60 balloons for a party.

Does Tom have enough balloons? Yes

How do you know?





Maths – Lesson 4 answers

Expected

- 5a. False, the first group only has four fish in, not five.
- 6a. There are 3 equal groups of 10 flowers.
- 7a. 2. There are 3 bananas leftover.
- 8a. C

Expected

- 4a. Ellie can make 10 equal groups of 2.
- 5a. Callie could have 15 buttons.
- 6a. Yes he will have enough to make 7 groups of 2 and there will be 1 apple leftover.



Maths – Lesson 5 answers

Add equal groups

White
Rose
Maths

1 Complete the sentences.



There are apples in each bag.

There are bags.

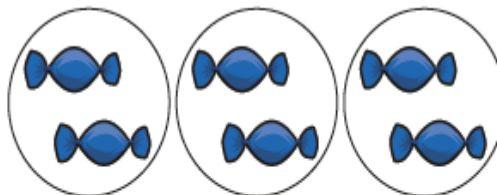
There are equal groups of

There are apples altogether.

$$\boxed{5} + \boxed{5} + \boxed{5} + \boxed{5} = \boxed{20}$$



2 How many sweets are there?



$$\boxed{2} + \boxed{2} + \boxed{2} = \boxed{6}$$

There are sweets.

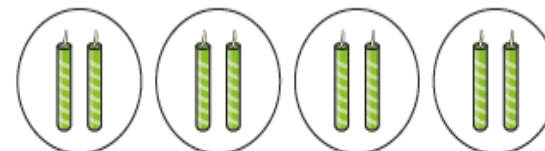
3 How many marbles are there?



$$\boxed{10} + \boxed{10} + \boxed{10} = \boxed{30}$$

There are marbles.

4 How many candles are there?



$$\boxed{2} + \boxed{2} + \boxed{2} + \boxed{2} = \boxed{8}$$

There are candles.

5 Use counters to show the equal groups.

Complete the number sentences.

a) $2 + 2 + 2 + 2 = \boxed{8}$

b) $5 + 5 + 5 + 5 + 5 = \boxed{25}$

6 There are 7 equal groups of 5 counters.

How many counters are there altogether?

There are counters altogether.





English – Lesson 1 answers

Phonics

Match the picture to the correct sound and write the missing letters.



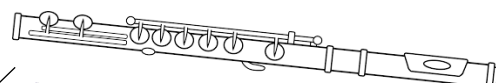
oo

grew



blew

ew




flute



food

u-e



huge



tooth



Tick the correct answer

What does the word appearance mean?



What does the word diet mean?



What does the word habitat mean?



Draw your answer

What does the word **swamp** mean?



What does the word **prey** mean?





English – Lesson 3 answers

Change the sentences into the past tense

1. I *hunt* for bugs.

I *hunted* for bugs.

2. I *live* in London.

I *lived* in London.

3. I *smile* at the dog.

I *smiled* at the dog.

4. I *play* with the ball.

I *played* with the ball.