






Larks Hill EYFS: Home Learning Schedule

| W/C 13 th July | Monday | Tuesday | Wednesday | Thursday | Friday |
|--|--|---|--|---|--|
| <p>Story time</p> <p><i>Each week different Early Years staff will read a story to you. This week it is the staff at Carleton Park & Larkshill Primary School.</i></p> | <p><u>Supertato</u></p> <p>Can you think of what Supertato may say to Evil Pea and What Evil Pea's reply may be? Use the speech bubbles below.</p>  | <p><u>Supertato - Veggies in the Valley of Doom</u></p> <p>In the Supertato stories there are lots of healthy foods. Design your own healthy plate? This could include vegetables in the story. Can you think of other ways we can keep our body healthy? To make your own healthy lunch click here</p> | <p><u>My mum has X-Ray Vision</u></p> <p>Can you write one way a grown up in your house is a super hero?</p> | <p><u>Superbat</u></p> <p>Looking at the Top Secret sheet. Design your own superhero! Tell us how you came to be a superhero and what your superpowers are.</p> | <p><u>Real Superheroes – A Celebration of Key Workers</u></p> <p>Thinking about the key workers in this book. What you would like to be when you are grown up? Can you write a sentence about it?</p> |
| <p>We have produced a 'pre-teach' video to introduce this week's learning in English. We recommend watching the video before commencing Lesson 1. Please click here to view this.</p> | | | | | |
| <p>Phonics</p> <p><i>Suggested timing: 45 mins per lesson</i></p> <p>For extra support please click here <i>There are lots of free resources on this website. Please do not play the games if they require a subscription.</i></p> | <p><u>RWI Set 2 or 3 Phonics.</u></p> <p>Click on the above link and scroll down on You Tube. Click on Set 2 or set 3 speedy sound. Can you write down as many tricky words from the list below in three minutes?</p> | <p><u>RWI Set 2 or 3 Phonics</u></p> <p>Click on the above link and scroll down on You Tube. Click on Set 2 or set 3 speedy sound. Write a sentence using the tricky word 'into'.</p> | <p><u>RWI Set 2 or 3 Phonics</u></p> <p>Click on the above link and scroll down on You Tube. Click on Set 2 or Set 3 speedy sound for today. Can you complete the 'air' worksheet?</p> | <p><u>RWI Set 2 or 3 Phonics</u></p> <p>Click on the above link and scroll down on You Tube. Click on Set 2 or Set 3 speedy sound for today. Complete the 'ir' sheet.</p> | <p><u>RWI Set 2 or 3 Phonics</u></p> <p>Click on the above link the link and scroll down on You Tube. Click on Set 2 or Set 3 speedy sound for today. Write as many words down from the sounds you have learnt today in 3 minutes.</p> |
| <p>Remember to share your learning on Class Dojo or Tapestry! <i>Take a photo of your work and upload it to the Portfolio section for your teacher to see.</i></p>   | | | | | |



Maths
Suggested timing: 45 mins per lesson

This week our learning will all be based on:
Patterns and symmetry

We have produced a 'pre-teach' video to introduce this week's learning in maths. We recommend watching the video before commencing Lesson 1. Please click [here](#) to view this.

Watch the Numberblocks clip to find out about repeating patterns.
Numberblocks

Complete the Lego Patterns activity below (You could use other coloured toys/ beads/ coloured paper if you prefer)

Play the online game 'Shape Patterns'
Shape Patterns

Could you cut out and make the Repeating Pattern Jigsaw below?

Play the online game 'Finish the Pattern'
Finish the Pattern

Complete the Colouring Repeating Patterns activity below.




Watch the BBC Bitesize clip about Symmetry.
Symmetry

Complete the Butterfly Symmetry activity below.

Symmetrical means that something is the mirror image, or 'the same' on both sides. Butterflies have symmetrical wings. Watch this YouTube video to find out how to create a painted symmetrical butterfly.
Painted Symmetrical Butterfly

Complete the Symmetrical Butterflies activity below.



Creative Ideas: The stories this week are based upon a Superhero theme.

Create a Supertato sidekick!

Make a delicious smoothie made with fruit and vegetables. [Smoothie Recipe](#)

Can you make a trap to keep Evil Pea frozen?

Which stories can you act out this week?

We can't wait to see what you have been learning and making at home!

Having any problems with the tasks?

Feel free to pop any questions or issues onto our class Padlet [here!](#)



Don't forget to join us every afternoon, Monday to Friday, at 1:30pm. Click [here](#) to take part in a live discussion on Microsoft Teams about the day's learning alongside your classmates and teacher.



Useful points to remember.



Key reminder of previous learning and

VIPS!

- To think of a sentence.
- To count the amount of words in your sentence.
- To sound out the words using Fred talk.
- To re read your sentence to make sure it makes sense.

VIPS!



Useful Point To Remember.

- When we are writing speech bubbles, remember it is what the character is saying.





Useful Points To Remember.


- When creating a healthy plate think of all the different foods we have in school and ways we can stay healthy.





Useful Points To Remember.

Wonder Woman


 **MY SUPERHERO IDENTITY** twinkl.co.uk

I

TOP SECRET

My superhero name is:

My special powers are:



How I became a superhero and got special powers:

My costume looks like:


Telepathy
Flight
Super speed
Super strength
Super healing

I am an Amazon and got my powers from a Greek goddess. I trained hard to get my superpowers.

Mainly made out of metal. I have a sword and a shield too.




Story time: Monday Speech Bubble activity.





Story time: Tuesday's Activity.


My Healthy Plate.



Remember to label your ingredients.









Story time: Optional Extra Activity.





Write the 'air' Words

Look at the picture and write the 'air' word.

| | |
|--|---|
|  _____ |  _____ |
|  _____ |  _____ |
|  _____ |  _____ |

Answers – Hair, chair, pair, chair, airship, haircut.



MY SUPERHERO IDENTITY

twinkl.co.uk

TOP SECRET

My superhero name is:

My special powers are:

How I became a superhero
and got special powers:

My costume looks like:








Phonics: Thursday's Activity.

Find and Write the 'ir' Words



Write the words and then colour the ones with an 'ir' sound in them.

| | | |
|--|--|---|
|  _____ |  _____ |  _____ |
|  _____ |  _____ |  _____ |
|  _____ |  _____ |  _____ |

Answers - first, spray, toys, bird, cards, skirt, shirt, fork, girl.



Phase 2 to 5 Tricky Words

Phase 2

I
no
the
to
go
into

Phase 3

he
she
we
me
be
you
are
her
was
all
they
my

Phase 4

said
have
like
so
do
some
come
little
one
were
there
what
when
out

Phase 5

oh
Mrs
people
their
called
Mr
looked
asked
could



Maths - Useful Points To Remember



- A repeating pattern is when a pattern keeps on happening over and over again.
- A symmetrical pattern is the 'mirror image' or 'same on both sides'.



repeating, pattern, shape, symmetrical



Repeating Patterns



This pattern is repeating. Which colour would come next in the pattern?

Symmetrical patterns

Butterflies have symmetrical wings. The patterns are the mirror image (the same) on both sides.

Black and blue spots



Black and blue spots

3 green spots



3 green spots



Maths- Lesson 1: Lego Patterns

Building brick patterns

Can you build and carry on this pattern?


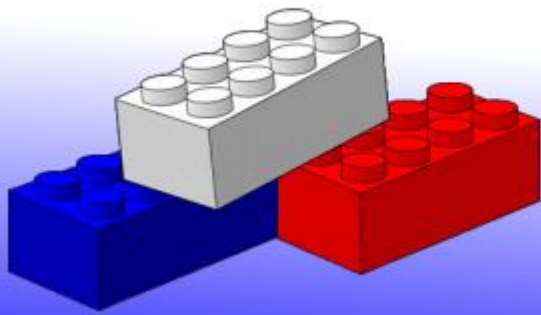
Building brick patterns

Can you build and carry on this pattern?



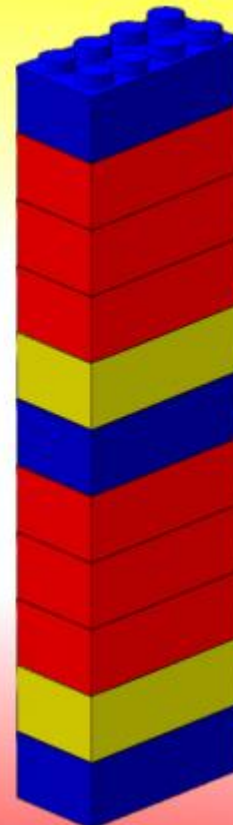
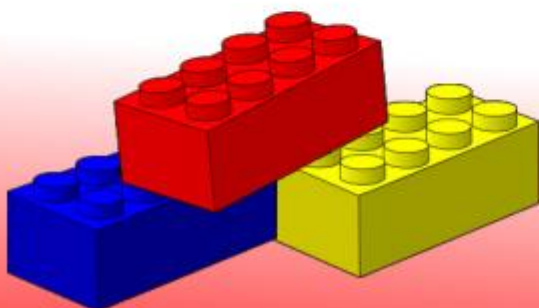
Building brick patterns

**Can you build and carry on
this pattern?**



Building brick patterns

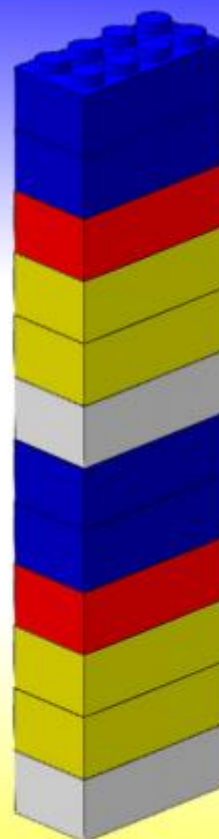
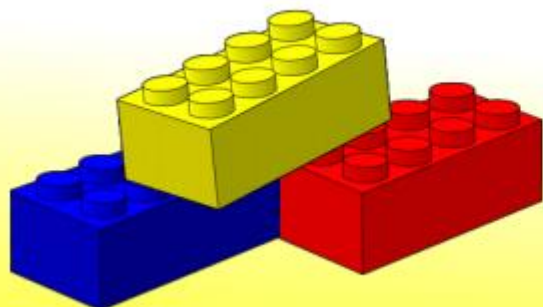
**Can you build and carry on
this pattern?**





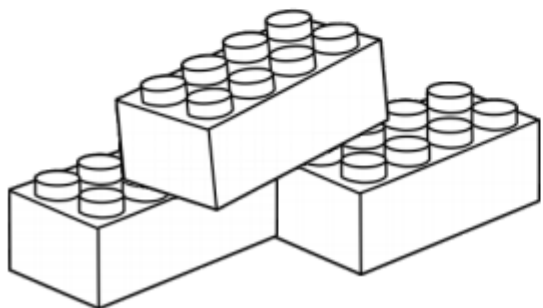
Building brick patterns

Can you build and carry on this pattern?



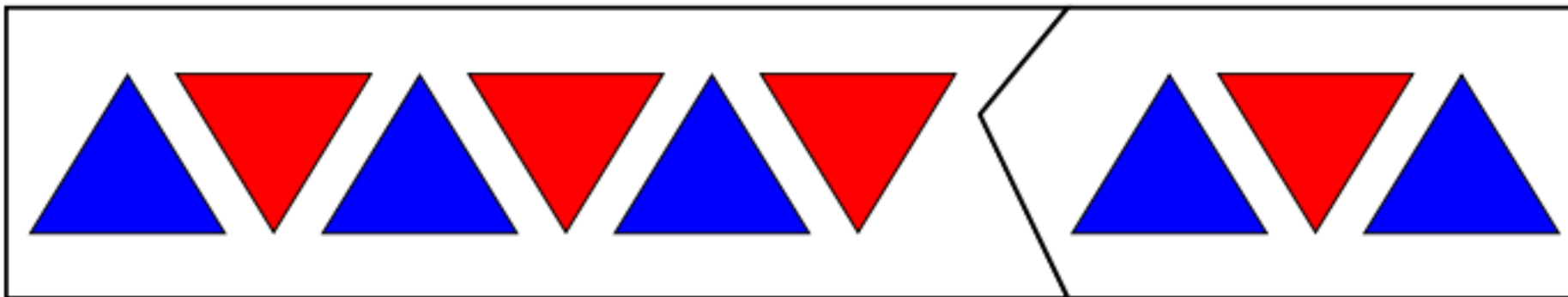
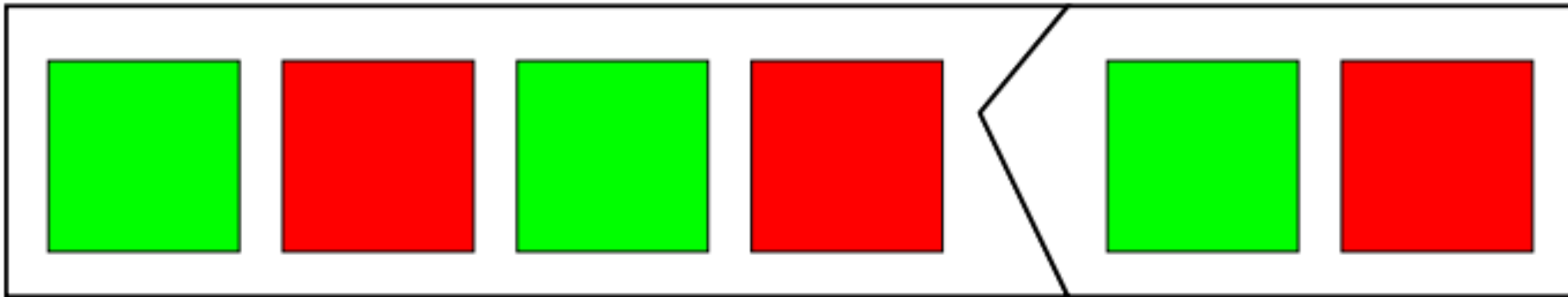
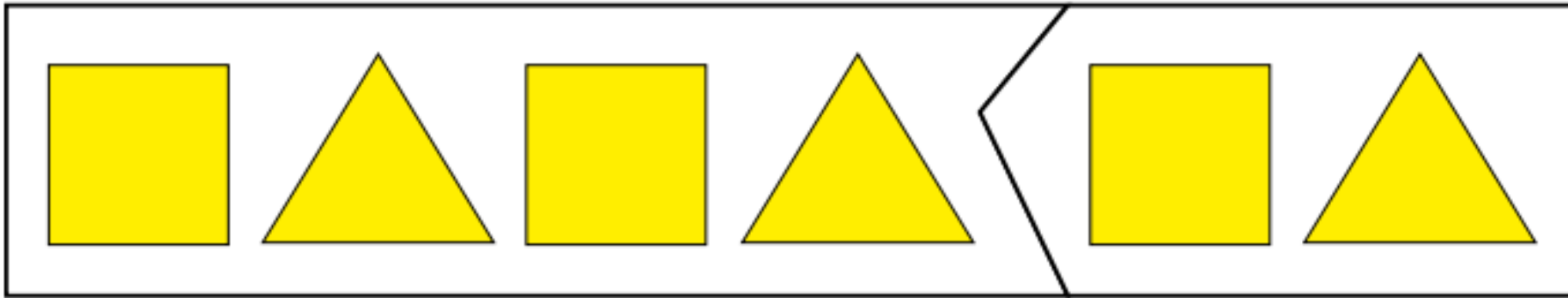
Building brick patterns

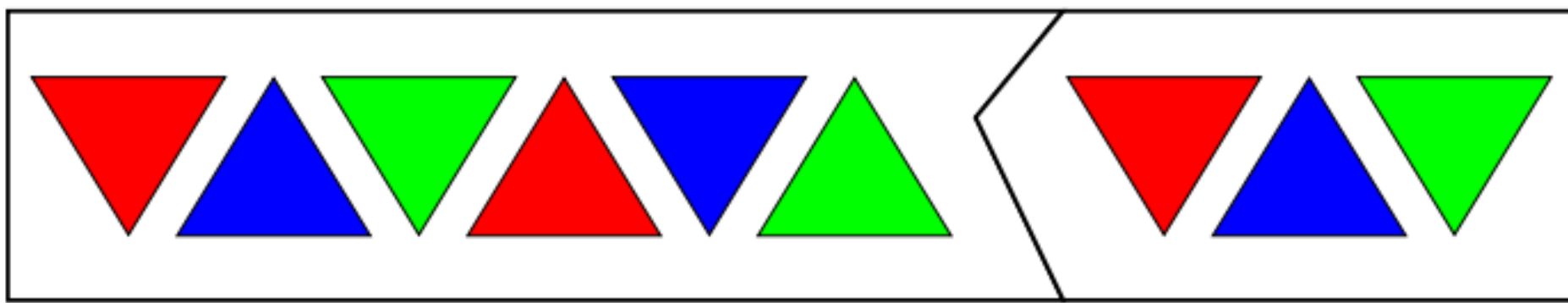
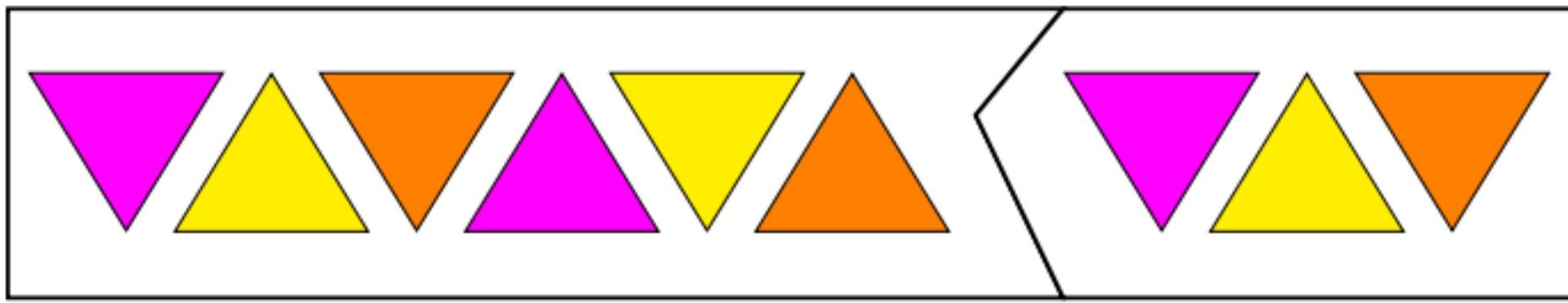
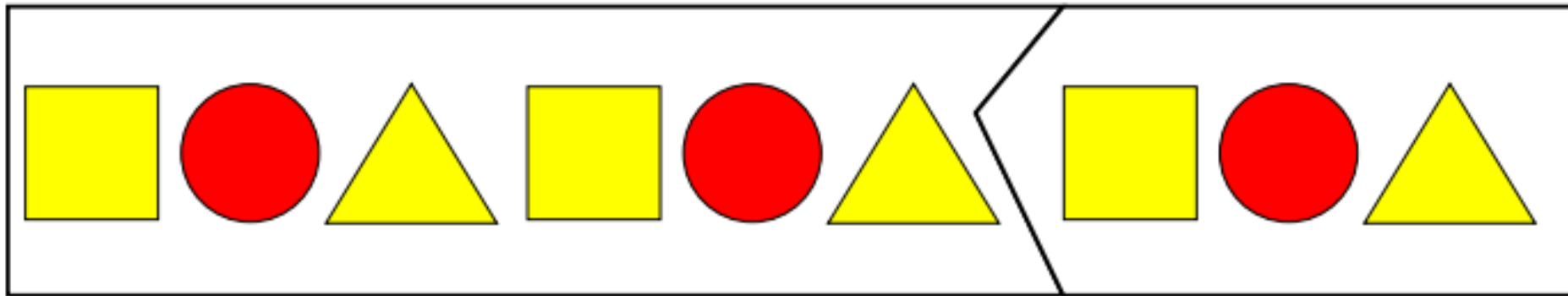
Can you build and carry on this pattern?

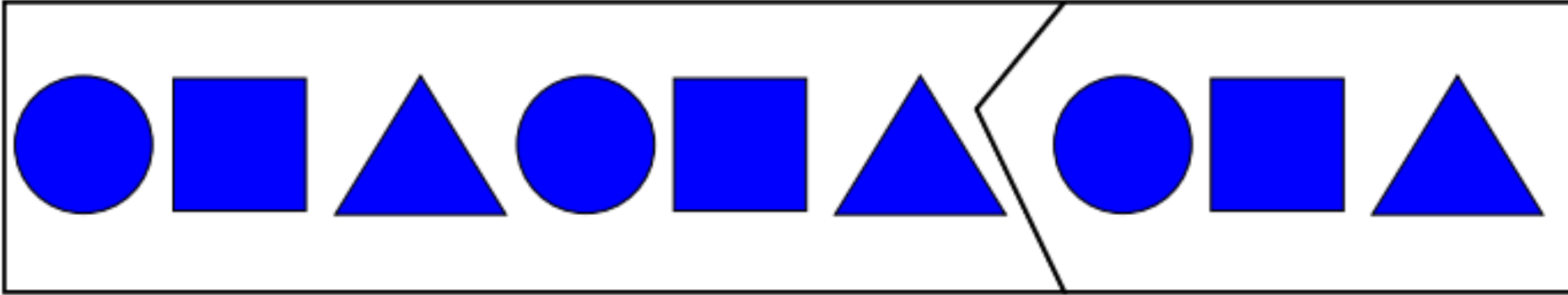
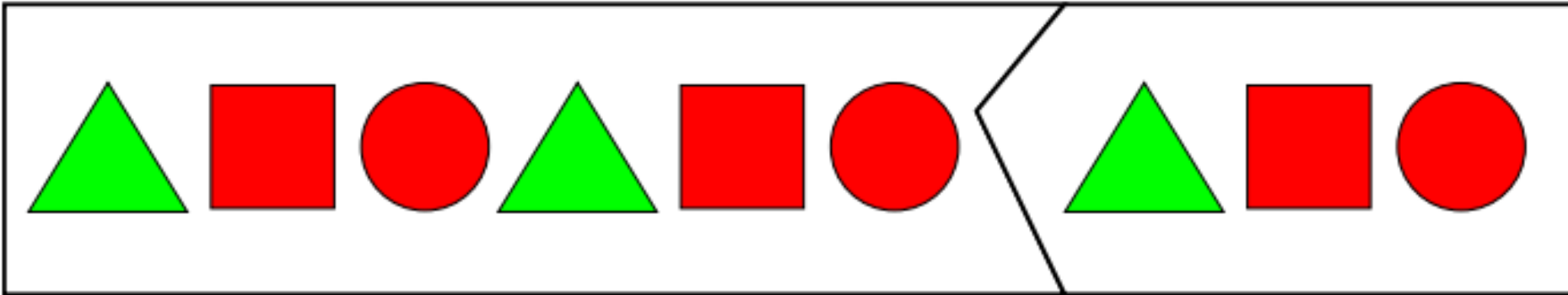
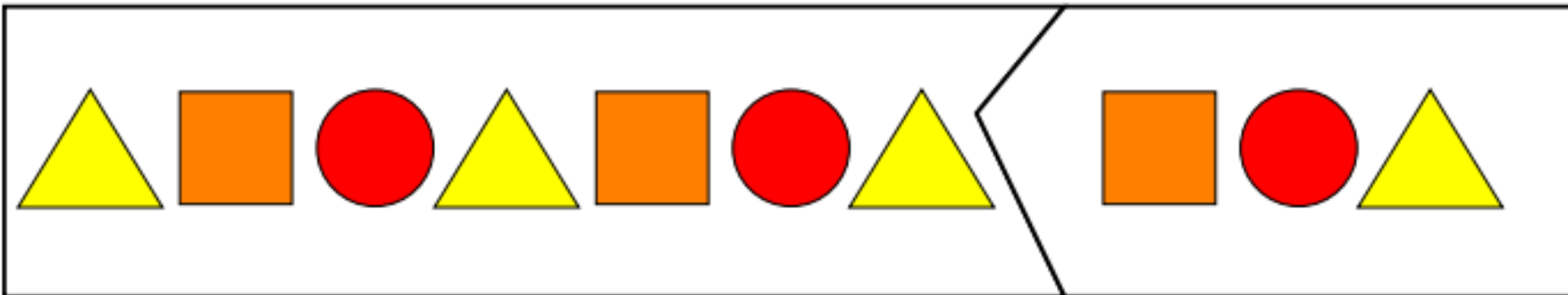




Repeating Pattern Jigsaws

















Repeating Pattern Building Bricks

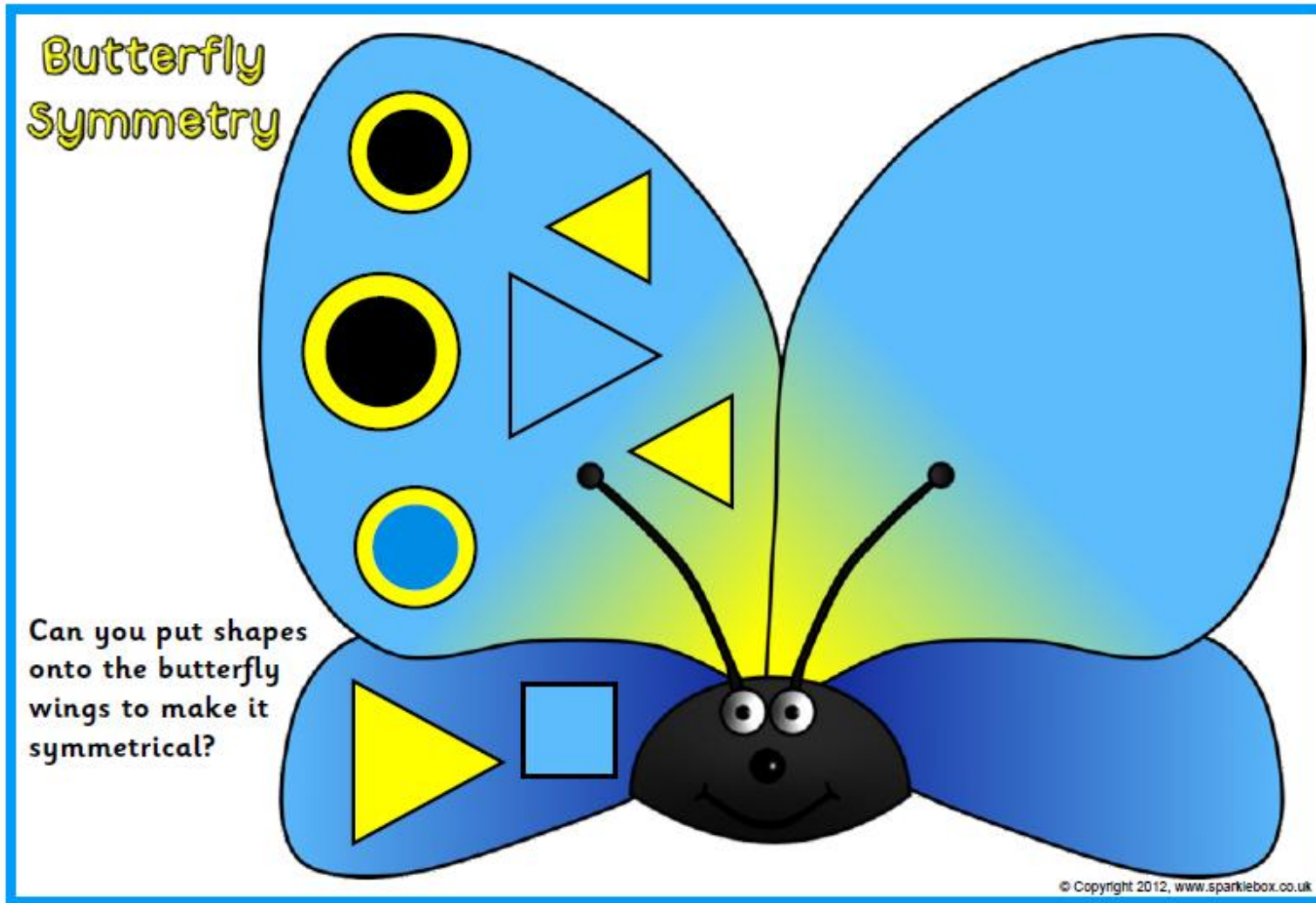
Can you continue the repeating patterns?





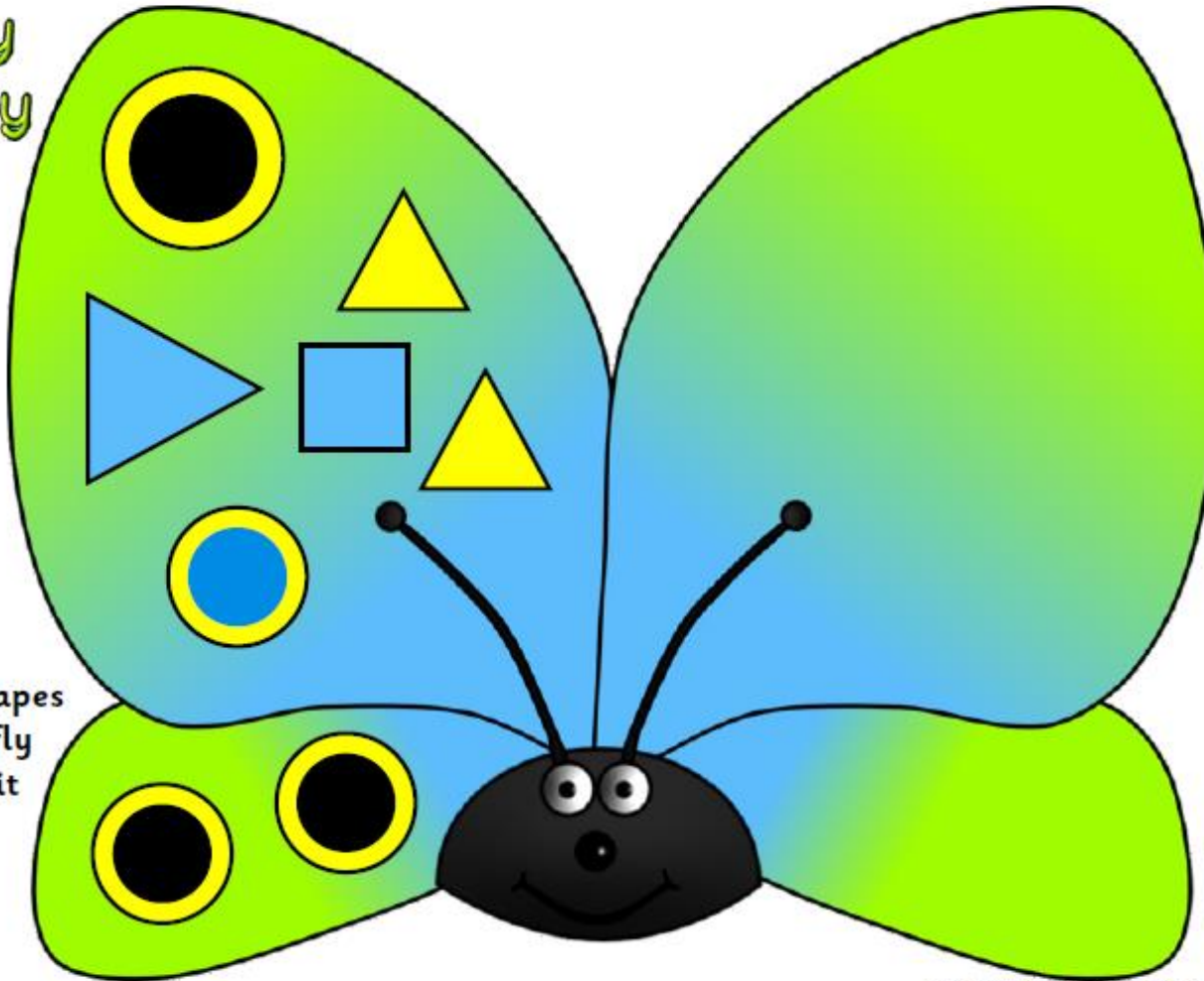
Maths-Lesson 4: Butterfly Symmetry

Cut out and stick on the shapes to make the butterfly wings symmetrical.





Butterfly Symmetry

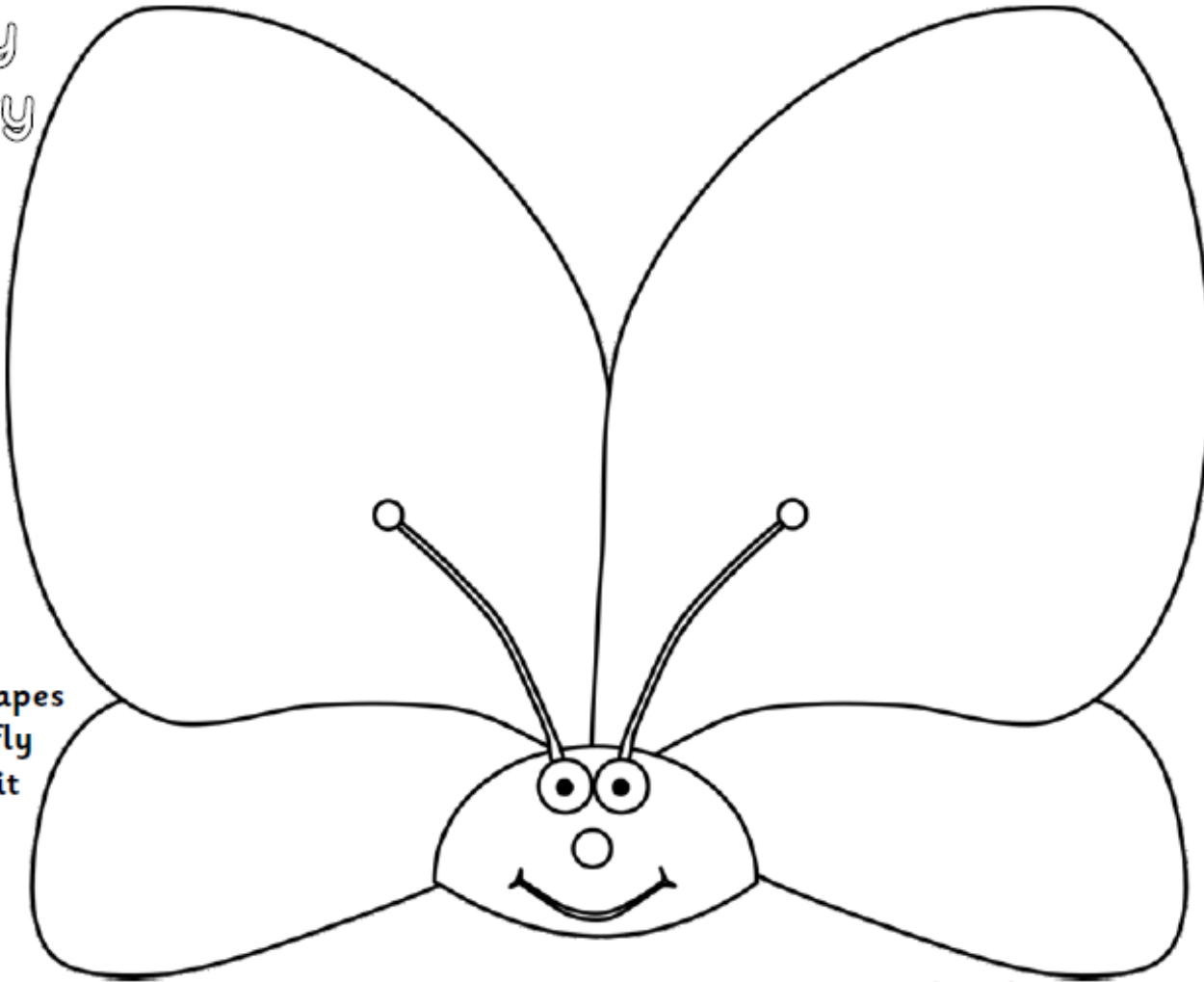



Can you put shapes
onto the butterfly
wings to make it
symmetrical?

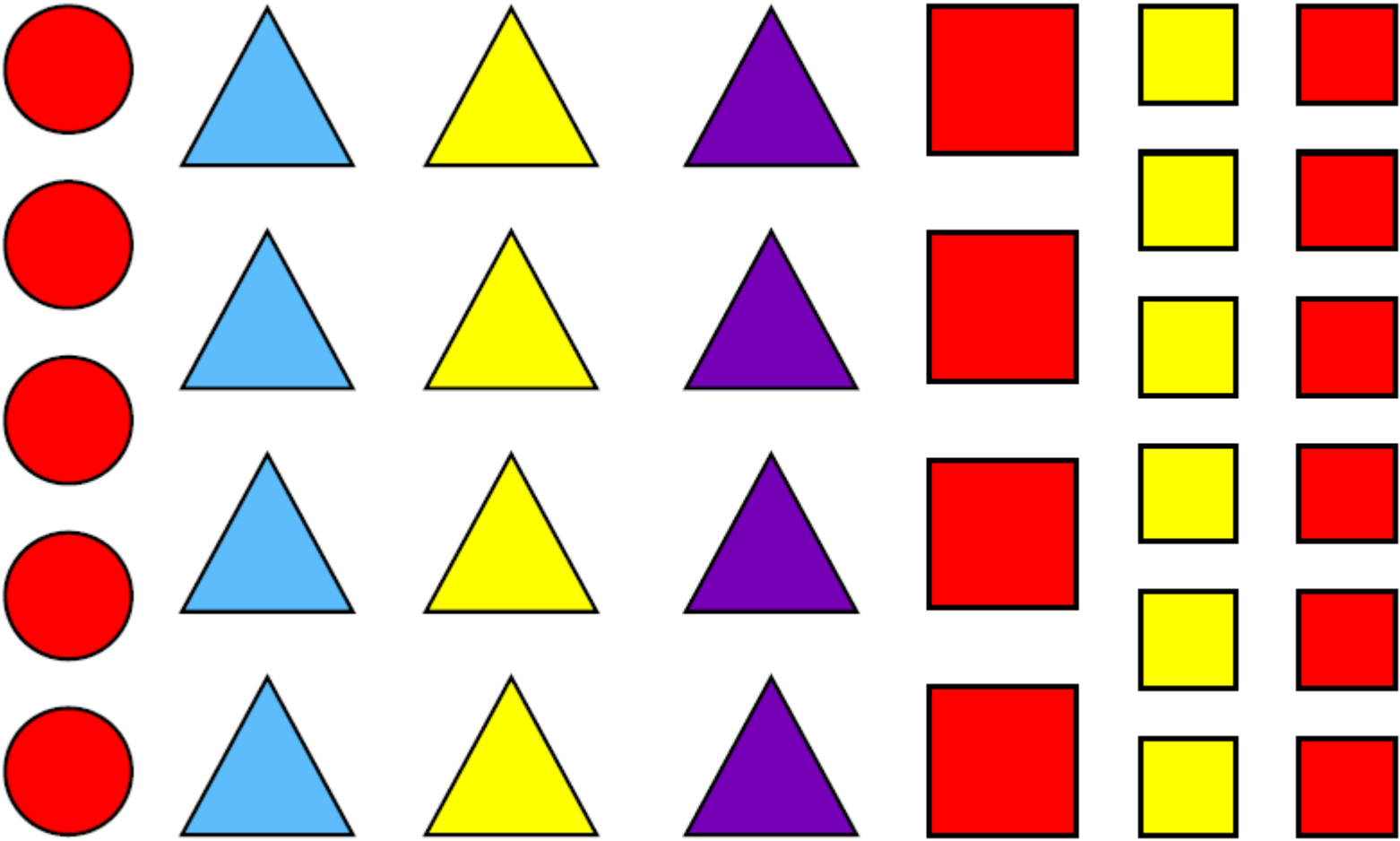


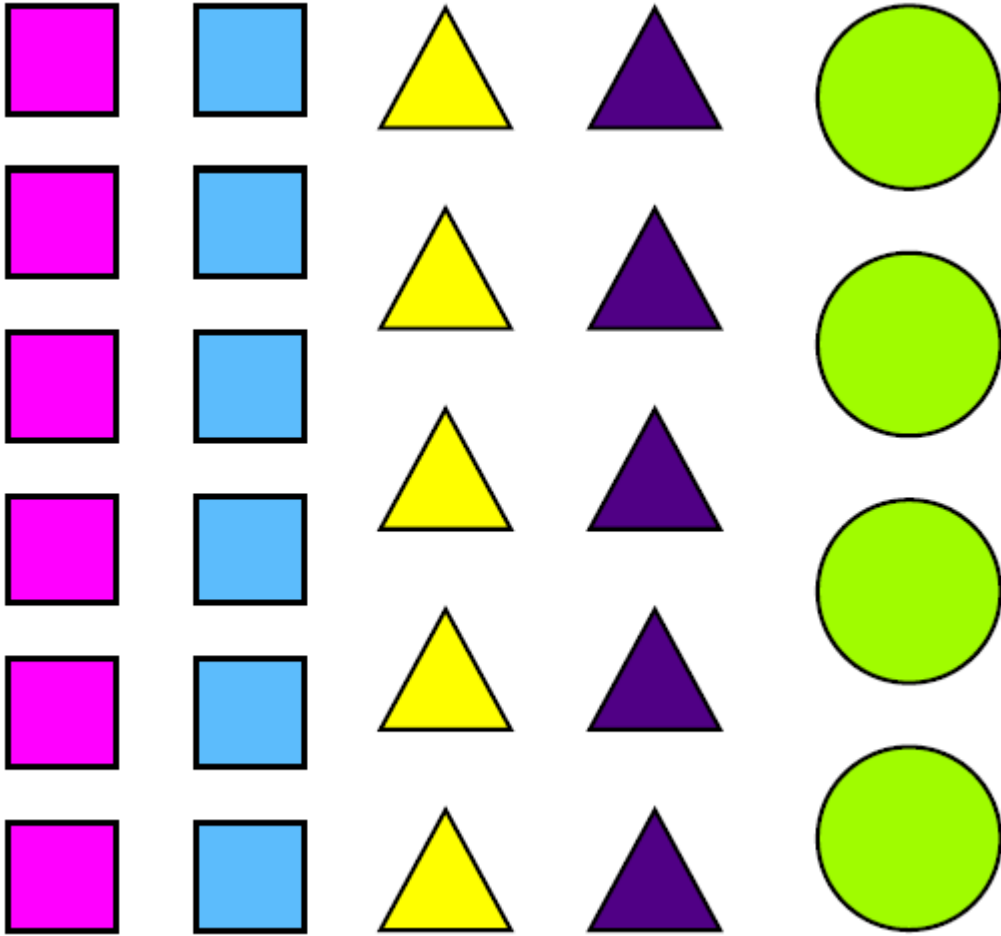
Butterfly Symmetry

Can you put shapes
onto the butterfly
wings to make it
symmetrical?











Maths- Lesson 5: Symmetrical Butterflies

Colour the spots to make the butterfly wings symmetrical.

