



Larks Hill Year 1: Home Learning Schedule

W/C 15th June	Monday	Tuesday	Wednesday	Thursday	Friday
<p>Maths 9:30 – 10:15am</p> <p>This week we will be focussing upon: Number and place Value From next week we will be providing a 'pre-teach' maths video to further support your child in their learning. This will be incredibly useful to view before commencing the first lesson.</p>	<p>Lesson 1: Counting on and back in 1s and reading 2 digit numbers. Learn how to count forward and backwards, reading all 2 digit numbers by clicking on the link here.</p> <p><i>You will find two videos and 2 activities to complete – answers are provided.</i></p>	<p>Lesson 2: Recognise, read and write numbers to 100. Learn about finding 2 digit numbers, and writing them correctly. Click here.</p> <p><i>This lesson includes a video to help you recognise 2 digit numbers and form them, an activity to do independently, and a couple of quizzes.</i></p>	<p>Lesson 3: Comparing numbers to 100. Learn how to use a numberline to compare numbers. Click here.</p> <p><i>You will find a video, an independent activity and a couple of quizzes.</i></p>	<p>Lesson 4: Representing numbers to 50. Learn all about grouping items into tens and ones by clicking the link here.</p> <p><i>This lesson includes 2 videos, a practical activity and a worksheet.</i></p>	<p>Lesson 5: Consolidation Apply your learning from across the previous sessions by undertaking the weekly Maths challenges! Click here.</p> <p><i>These are designed to test your problem solving skills. See how many you and your family can do together!</i></p>
<div style="display: flex; justify-content: space-between; align-items: center;"> <p>Remember to share your learning on Class Dojo! <i>Take a photo of your work and upload it to the Portfolio section for your teacher to see.</i></p> </div>					
<p>English 10:45 – 11:30am</p> <p>This week our text type is: Instructions As above, from next week we will be providing a 'pre-teach' English video to further support your child in their learning. Both videos will be created by Pontefract Academies Trust staff.</p>	<p>Lesson 1: Reading and Comprehension Listen to a new story 'Sam's Sandwich', identify some rhyming words and answer retrieval questions. . Click here.</p> <p><i>You will need a piece of paper and a pencil.</i></p>	<p>Lesson 2: Planning a set of instructions. Learn how to draft pictures to retell a set of instructions and use time words. Click here.</p> <p><i>You will need a piece of paper and a pencil.</i></p>	<p>Lesson 3: using the conjunction 'and'. Learn how to join two sentences together using the word 'and'. Click here.</p> <p><i>You will need a piece of paper and a pencil.</i></p>	<p>Lesson 4: Writing a set of instructions. Learn how to use your plan to write a set of instructions, along with an ingredients list, by clicking here.</p> <p><i>You will need a piece of lined paper, a pencil and your picture map from Tuesday.</i></p>	<p>Lesson 5: Writing a set of instructions. Continue to write your instructions, making sure you are using capital letters and full stops, along with the other skills you have learnt this week. Click here.</p>
<p>This week's phonics sounds are: ay ai a_e For extra phonics support, please use the RWI videos found here.</p>					
<div style="display: flex; justify-content: space-between; align-items: center;"> <p>Having any problems with the tasks? <i>Feel free to pop any questions or issues onto our class Padlet here!</i></p> </div>					
<p>A live discussion and feedback session, with your classmates and teacher, about each day's learning is coming soon. Look out for further details about how to access this fantastic resource!</p>					





Maths – Lesson 1

Challenge 1

Think together

- 1 Which numbers does the  jump over to get to the pond?

21	22	23	24	25	26	27	28	29	30
31		33	34	35	36		38	39	40

- 2 What are the missing numbers?

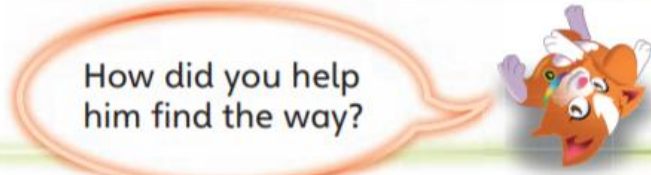

a)

1	2	3	4	5	6	7	8	9	10
11	12	13	14	15		17	18	19	20
21		23	24	25	26	27	28	29	30
31	32	33	34	35	36	37	38	39	
41	42		44	45	46	47	48	49	50

b)

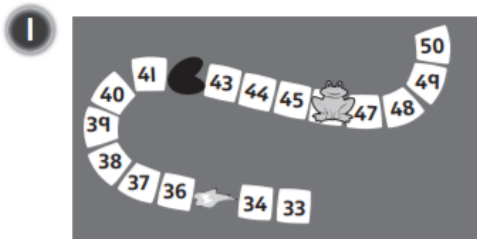
14	15	16		18				
21	22		24	25				
37		39	40		42	43	44	45



- 3 Ben is lost in the forest.
He must find his way from 34 to 45, in order.
Can you help him to find his way out?





Counting to 50 ②





a) The  wants to jump to the lily pad. Which numbers does the  need to jump over?

b) What number does the pond cover?

The pond covers the number .

② Complete the missing numbers for the frog's journey to the lily pad.

1	2	3	4	5	6	7	8	9	10
11	12	13	14	15	16	17	18	19	20
21	22	23	24	25	26	27	28	29	30
31							38	39	40
41	42	43	44	45	46	47	48	49	50

55

Challenge 2

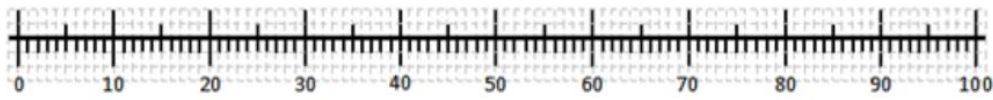
Can you have a go at this task independently?

All answers to the above questions are included on the webpage for this lesson.

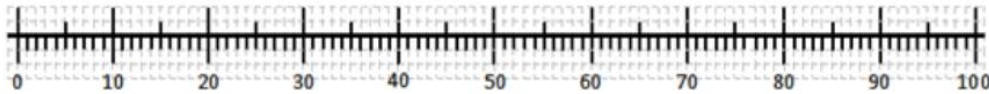
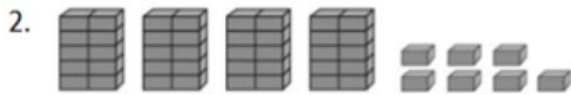


Maths – Lesson 2

Count the number of objects in tens then ones. Show it in Dienes. Show it in jumps on the number line. Write the numeral.




There are bricks in total.



There are bricks in total.

Match the image to the word.

- fifty eight
- thirty eight
- forty eight
- sixty eight



- eighty two
- eighty three
- eighty one
- eighty four



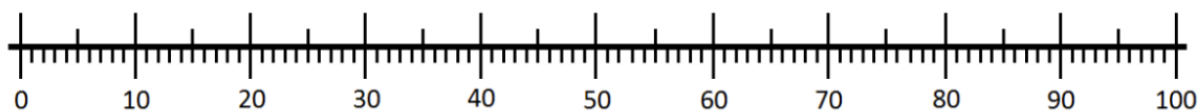
Maths – Lesson 3

Task

Alan has ____ bricks.	Bert has ____ bricks.	Charlie has ____ bricks.

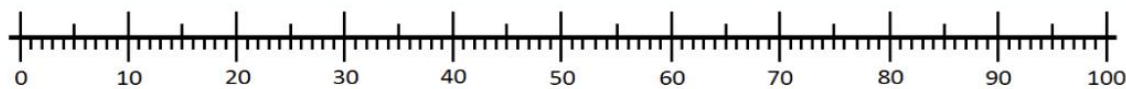
Who has the most bricks? _____

Who has the fewest bricks? _____



Task

Daniel has ____ sticks.	Eleni has ____ sticks.	Faris has ____ sticks.



Tick the **true** statements.

Eleni has fewer sticks than anyone else.

Faris has the most sticks.

Daniel has an equal number of sticks to Eleni.



Maths – Lesson 4

Challenge 1

Counting objects

Look around your home with a parent, sibling or guardian.

Can you find 25 objects? This could be anything, like pencils, socks or toys. Count them out loud.

Practise grouping them into groups of tens and ones!

Challenge 2

Think together

1 How many  are there in total?



There are  in total.


is tens and ones.




Independent Activity

2 Write the numbers that the counters show.

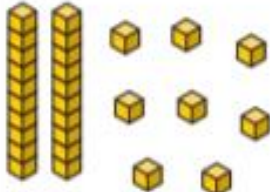
a)  tens and ones is .

b)  tens and ones is .

c)  tens and ones is .

3 Look at the table below for the number 28.

CHALLENGE

	2 tens and 8 ones	28
---	----------------------	----

Make your own table for the number 34.

All answers to the above questions are included on the webpage for this lesson.



Maths – Lesson 5

Have a go at these challenges as a family.

Can you use any of your number skills from this week's learning to help?

Challenge 1

Can you work out the values of each shape?

$$\star + \star = 20$$

$$\heartsuit - \star = 7$$


$$\heartsuit - \heartsuit = \blacktriangle$$

All answers to all 3 challenges are included on the webpage for this lesson.

Challenge 2

Tom has six 10p coins and three 5p coins. He buys an apple for 59p and two pencils.

He has no money left. How much does a pencil cost?



Challenge 3

Here are some digit cards.



Amir and Donna each make a three-digit number using all the cards.

Amir notices that when he subtracts his number from Donna's number he gets an answer greater than 300 but less than 400.

What numbers did they make?



English – Lesson word mat

How to make a disgusting sandwich.




slug



snail




centipede



bread



worm







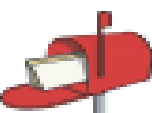






















caterpillar



Phonics Activity 1

Can you guess and spell the words using this week's phonic sounds?

ai		ay		a-e	
					
					
					
					
					
					
					
					
					



Phonics Activity 2

Can you find and colour in all the words containing this week's phonic sounds?

ai Sound Family Phoneme Spotter Story

Sid the Snail

Sid was fed up with being just a snail and decided he wanted to try something new. One day during the month of May he decided to become a weather reporter. He crawled outside leaving a slimy trail behind him. At first it was warm and sunny and he liked being outdoors, but soon the grey clouds came and it began to rain. Just then it started to hail and Sid had to quickly hide inside his shell, where he felt safe. He didn't want to be a weather reporter anymore!

The next day Sid decided he would like to become a postman and deliver people's mail. "I can do this," he thought to himself, it looked easy. He set off carrying a bag full of letters and cards, he slithered along paths and pavements, he even avoided falling down all of the drains. Even though he was slow he was really enjoying himself, reading names and addresses on the front of letters and cards, but suddenly he crawled over a nail which was lying on the ground and was left in a lot of pain. Sid decided he didn't want to be a postman again! What a shame!

Next he decided to become a sailor and made his way down to the bay. He found a pale green boat and climbed inside. When he was out at sea he saw an enormous whale who created a gigantic wave with one almighty great swish of his tail. Sid was covered in water when the wave splashed over his boat. "Time to go," thought Sid.

So Sid went home and decided although he'd had a busy time, he would be most happy just being a garden snail.

