






EYFS: Home Learning Schedule

W/C 22nd June	Monday	Tuesday	Wednesday	Thursday	Friday
<p>Story time</p> <p><i>Each week different Early Years staff will read a story to you. This week it is the staff at Halfpenny Lane Junior, Infant & Nursery School.</i></p> <p>Click on the book titles to launch the videos.</p>	<p><u>Zog</u></p> <p>This story has lots of rhyming words. Can you write some down? For example, flew and blew. Roar and soar.</p>	<p><u>A Squash and a Squeeze</u></p> <p>Can you draw a picture of the old lady and make a list of words that mean small? For example tiny.</p> 	<p><u>The Snail and The Whale</u></p> <p>Can you draw your favourite part of the story and say why you liked it? You can write it down or video record yourself.</p>	<p><u>Room on a Broom</u></p> <p>Can you think of a magic spell or potion? Think of ingredients you can put in it. Have a go at making it.</p>	<p><u>Superworm</u></p> <p>Can you describe 'Wizard Lizard'? For example, he has got a long tail.</p> <p>Bonus story <u>Monkey Puzzle</u></p>
<p>We have produced a 'pre-teach' video to introduce this week's learning in English. We recommend watching the video before commencing Lesson 1. Please click here to view this.</p>					
<p>Phonics</p> <p><i>Suggested timing: 45 mins per lesson</i></p>	<p><u>RWI Set 2 Phonics.</u></p> <p>Click on the above link and scroll down on You Tube. Click on Set 2 speedy sound 'ow'. After the session can you write down as many words with the 'ow' sound in 3 minutes.</p>	<p><u>RWI Set 2 Phonics</u></p> <p>Click on the above link and scroll down on You Tube. Click on Set 2 speedy sound 'oo'. After this session can you play the following game? <u>Silly sentence using oo</u> select the 'oo' sound to play.</p>	<p><u>RWI Set 2 Phonics</u></p> <p>Click on the above link and scroll down on You Tube. Click on Set 2 speedy sound 'oo'. After the session can you write a sentence with the word 'look' in it.</p>	<p><u>RWI Set 2 Phonics</u></p> <p>Click on the above link and scroll down on You Tube. Click on Set 2 speedy sound 'ar'. After the session write as many words with the 'ar' sound in 3 minutes</p>	<p><u>RWI Set 2 Phonics</u></p> <p>Click on the above link the link and scroll down on You Tube. Click on Set 2 speedy sound 'or'. After the session write a sentence with 'sport' in.</p>
<p>This week our sounds will be:</p> <p><i>ow, oo, oo, ar, or.</i></p>					
<p>Remember to share your learning on Class Dojo or Tapestry!</p> <p><i>Take a photo of your work and upload it to the Portfolio section for your teacher to see.</i></p>  					
<p>Maths</p> <p><i>Suggested timing: 45 mins per lesson</i></p> <p>This week our learning will all be based on:</p> <p><i>Naming and remembering the properties of 2D and 3D shapes. Finding shapes in our environment.</i></p>	<p>Can you name the 2D flat shapes? Can you tell me about them?</p> <p>Watch this BBC Bitesize video link to help you!</p> <p><u>2D shapes</u> and <u>2D Shapes Song</u></p> <p>Could you use the shape mat below to help you go on a</p>	<p>Can you name the 3D shapes on the shape mat? Watch this BBC Bitesize video link to help you!</p> <p><u>3D Shapes</u></p> <p>Could you use the shape mat below to help you remember the shapes?</p>	<p>Can you remember the names of the 3D shapes? Listen to this song to help you remember.</p> <p><u>3D Shapes Song</u></p> <p>Could you use the shape mat below to help you go on a shape hunt in your home? Maybe you could photograph</p>	<p>Have a look around your home. Can you find any 2D and 3D shapes?</p> <p>Could you sort them into sets? (e.g. all the circles together, or all the 3D shapes together)</p> <p>How many different ways can you sort them?</p>	<p>Can you remember the 2D and 3D shapes you have learned this week? Play these two shape games to help you remember!</p> <p><u>Shape monsters</u> and <u>Shifting Shapes</u></p>



We have produced a 'pre-teach' video to introduce this week's learning in maths. We recommend watching the video before commencing Lesson 1. Please click [here](#) to view this.

shape hunt in your home?
Maybe you could take a photograph or draw the things you find!

or draw the things you find!
We would love to see!



Don't forget to have a look in your recycling to find some 3D box shapes!
(If you are struggling with finding flat 2D shapes, you could always draw these and cut them out!)

Don't forget to keep looking for shapes if you go out for a walk this weekend!

Creative Ideas: The stories this week are based the author Julia Donaldson.

Do you have any other Julia Donaldson books at home that you could read?

Could you draw/paint/ make a collage picture of your favourite character?

Maybe you could dress up as your favourite character and act out the story for your family.

Could you use some of your own toys to tell the story?

Maybe you could make up a story of your own and be an author too!

We can't wait to see what you have been learning and making at home!

Having any problems with the tasks?



Feel free to pop any questions or issues onto our class Padlet [here!](#)



Starting on the 22nd June - every afternoon, Monday to Friday, at 1:30pm click [here](#) to take part in a live discussion on Microsoft Teams about the day's learning alongside your classmates and teacher.

2D Shape Word Mat


circle rectangle triangle oval
octagon square heptagon
rhombus pentagon hexagon kite

ink saving Eco

3D Shape

pyramid cube sphere
cuboid cone triangle prism cylinder

ink saving Eco





WANTED!



Name: Wizard Lizard

Description:

